

Volume 18

No. 1

January 2002



# COMMONWEALTH VETERINARY ASSOCIATION



# NEWS

# ALVED

by VETS for VETS



**Manufacturers and Exporters of  
Veterinary & Animal Health Products**

Analgesics & Antipyretics

Anthelmintics

Ruminotorics

Chemotherapeutics

Tonics

Vitamin & Mineral Preparations

Antibiotics Premixes



**ALVED PHARMA & FOODS PVT. LTD.**  
549, IV Sector, K.K.Nagar,  
Chennai 600 078, India  
Phone: 4834885, 4836279, 4800985  
Fax: 91-44-4838344  
E-Mail: [alved@giasmd01.vsnl.net.in](mailto:alved@giasmd01.vsnl.net.in)

Available as: Injections, Bolus, Tablets, Powders & Liquids



Editorial Board

Dr. Bert Stevenson  
Dr. W.J. Pryor  
Dr. Robin Yarrow  
Dr. W.O. Ogara  
Dr. Duto S. Fofana  
Dr. John Cooper

Published and Printed by

Mrs. Shireen Rahman  
Intervet Publishers  
123, 7th B Main Road  
4<sup>th</sup> Block (West), Jayanagar  
Bangalore 560011 INDIA

In Association With  
Commonwealth Veterinary  
Association

Advertising Enquiries  
President

Layout & Typeset by

Mr. K.K. Anub  
#1105, 15<sup>th</sup> 'B' Cross,  
Yelahanka, Newtown,  
Bangalore 560064, INDIA.

Editor

Dr. S. Abdul Rahman

## CONTENTS

	Page
President's Column	2
Commonwealth News	3
CVA News - Book & Journal Programme	4
Regional News	
Asia	7
Australasia/Oceania	13
Canada Caribbean	35
East, Central and Southern Africa	36
West Africa	40
U.K. Mediterranean	41
Abstracts	42
General Articles	43
Calendar of Events	48

CVA Web site

<http://freenet.edmonton.ab.ca/cva>



## *The President's New Year Message*

*The events of the past four months have affected all of us to a degree we can not yet fathom. For some the fallout is personal and affects daily living while for others it is more impersonal, yet deeply disturbing. We can only hope that reason and compassion will dictate the final outcome. As a result of the events of September 11, the Commonwealth Heads Of Government Meeting scheduled for Brisbane, Australia was postponed to early 2002. However, CVA, through the assistance of the Queensland Division, AVA was able to participate in the People's Forum that accompanied CHOGM.*

*On a more personal note we are saddened to report that our colleague, friend, and Regional Representative for the Canada-Caribbean region, Dr Val Mohabir, passed away suddenly in October. Dr Mohabir was a force to be reckoned with! Never without an opinion, he would challenge ideas and because of this, we all benefited. Within our group he was often fondly referred to as "The General". To his wife Carol and his family, we extend our deepest sympathy.*

*A very successful Regional CVA meeting was held in Kuala Lumpur in conjunction with the Malaysia Veterinary Association. Of particular note was the award of "Veterinarian of the Century" bestowed on the CVA Past President and Treasurer, Dr Bill Pryor. Those of us within CVA know of his dedication and contributions to the veterinary profession and such an award is richly deserved.*

*Many veterinarians have contributed time and effort to various CVA activities and for that we are very appreciative. There are some, however, that go that extra mile and one of these is Dr David Banks who has recently resigned as Council Member for Australia. Dr Banks served in that capacity for a number of years and has contributed in many other ways that have advanced the cause of CVA. Another member who continues to carry out important CVA functions is Dr Brian Derbyshire, the Coordinator of the CVA Journal Book Audio-Visual programme and his team. Dr Derbyshire's only complaint is that the programme is under-utilized by our members!*

*The year 2002 will see new opportunities for CVA. Plans are underway for two Regional meetings; a search is in progress to appoint a new Programme Director; the Ralston Purina agreement, now involving Nestle's will be renegotiated; existing CVA programs will be reviewed and, as a result of Regional initiatives, new programs will be introduced.*

*On behalf of the Officers, Regional Representatives and Council Members I wish everyone a healthy, happy, and prosperous 2002.*


January, 2002

Bert Stevenson  
President

## Commonwealth News

### A Vision Of The Commonwealth In The 21st Century

The Foundation's vision is built around participatory and inclusive democracy that directly involves citizens in decision-making in partnership with the state, and around a social justice that promotes gender equity, social inclusion, and the guarantee of human rights and freedom. The Foundation is working to make this vision a reality through playing multiple roles as facilitator, grant maker and programme manager, working in concert with NGOs and other civil society organisations, including Commonwealth professional associations. In order to ensure that its efforts complement those of others, the Foundation also collaborates with the Commonwealth Secretariat, the Commonwealth of Learning and other Pan-Commonwealth Organisations, such as the Commonwealth Business Council.



*Civil Society in the New Millennium discussions, Papua New Guinea*

- CF Biennial Report, 2001

### New Commonwealth Leaders

Several Commonwealth small island states have acquired new Heads of Government over the past few months.

#### St Vincent and the Grenadines

The Hon Dr Ralph E Gonslaves became Prime Minister of St Vincent and the Grenadines on 28 March 2001. He had become political leader of the Unity Labour Party (ULP) on 6 December 1998 and Leader of the opposition with effect from 1 October 1999. In the March general election, the ULP won 12 of the country's 15 parliament seats, sweeping aside the New Democratic Party which had governed the Caribbean island state since 1984.



*Hon Dr Ralph E Gonslaves*



*HE Mr René Harris*

the President of Nauru on 31 March 2001. He took over from Mr Bernard Dowiyogo. Mr. Harris was first elected to Parliament in 1977 and served as Chairman of the Board of Directors of the Nauru Phosphate Corporation from 1992 to 1995.

The Hon Faimalaga Luka was elected Prime Minister of Tulavu on 23 February 2001. Elected by Parliament in a secret ballot, he succeeded the late Mr Ionatana Ionatana, who died of a heart attack in December 2000.

#### Vanuatu


Hon Nipake Edward Natapei became Prime Minister of Vanuatu on 13 April 2001, taking over from Mr. Barak Sope.

#### Nauru

In the South Pacific, HE Mr René Harris became

Commonwealth Currents, 2001

24



## JOURNALS, BOOK AND AUDIO-VISUAL PROGRAMME

Contact: Dr. J.B. Derbyshire, Coordinator, CVA Book Programme, Department of Pathobiology, Ontario Veterinary College, University of Guelph, Guelph, Ontario, Canada N1G 2W1.

### CVA Book Programme - ANNUAL REPORT 2001-2002

The CVA Book Programme is coordinated from the Ontario Veterinary College at the University of Guelph by Dr. Brian Derbyshire, assisted by Mr. Jim Brett, the College Librarian, Mr. David Hull and Dr. Lloyd Coleman. The current holdings comprise 1,074 volumes and 451 titles. Journals are not normally shipped, and few audiovisual aids have been donated. Books are available free of charge to graduate veterinarians in CVA member countries in good standing. Priority is given to requests from institutional Libraries, and requests from individuals are met as funds permit. Shipments are made by surface mail, and may take up to 8 months to reach their destination. The following is a summary of the books currently available by discipline, as well the titles of some popular texts of which multiple copies are held.

#### Anatomy

43 titles, including *Evans & Delahunta: Miller's Guide to Dissection of the Dog*, *Evans & Christensen: Miller's Anatomy of the Dog*, *Habel: Guide to Dissection of Domestic Ruminants*, and *Sack & Habel: Horse Dissection*

#### Anaesthesia

14 titles, including *Hall: Wright's Veterinary Anaesthesia and Analgesia*

#### Animal Science

35 titles, including *Leahy & Barrow: Restraint of Animals*, and *MacDonald: Pig Husbandry Technology for Warm Climates*

#### Avian, Wild & Laboratory Animals

27 titles, including *Julian: Poultry Husbandry*

#### Biochemistry & Biology

8 titles

#### Equine Medicine & Surgery

13 titles, including *Adams: Lameness in Horses*

#### Farm Animal Medicine & Surgery

17 titles, including *Radostits et al: Veterinary Medicine*

#### Fish Diseases

4 titles

#### Histology & Hematology

28 titles, including *Banks: Applied Veterinary Histology*, *Delman & Brown: Textbook of Veterinary Histology*, and *Schalm et al: Veterinary Hematology*

#### Immunology

10 titles, including *Tizard: Veterinary Immunology*

#### Microbiology

29 titles, including *Prescott & Baggot: Antimicrobial Therapy in Veterinary Medicine*, and *Fenner: Veterinary Virology*

#### Miscellaneous

14 titles, including *Kirk & Bistner: Handbook of Veterinary Procedures and Emergency Treatment*, and *Merck Veterinary Manual*

#### Parasitology

20 titles, including *Georgi: Parasitology for Vets*

#### Pathology

14 titles, including *Thompson: General Veterinary Pathology*, *Jubb et al: Pathology of Domestic Animals*, *Moulton: Tumors in Domestic Animals*, and *Slausen & Cooper: Mechanisms of Disease*

#### Pathology - Clinical

8 titles, including *Duncan & Prosse: Veterinary Laboratory Medicine*, and *Sodikoff: Laboratory Profiles of Small Animal Diseases*

#### Pharmacology

9 titles, including *Booth & McDonald: Veterinary Pharmacology & Therapeutics*

**Physiology**

14 titles, including *Swenson: Dukes' Physiology of Domestic Animals*, and *Guyton: Textbook of Medical Physiology*

**Public Health & Zoonoses**

22 titles, including *Martin et al: Veterinary Epidemiology*, and *Schwabe et al: Epidemiology in Veterinary Practice*

**Radiology**

13 titles, including *Owens: Radiographic Interpretation for the Small Animal Clinician*

**Small Animal Medicine & Surgery**

76 titles, including *Bojrab: Current Techniques in Small Animal Surgery*, *Kirk et al: Current Veterinary Therapy*, *Povey: Infectious Diseases of Cats*, *Ettinger: Veterinary Internal Medicine*, and *Muller et al: Small Animal Dermatology*

**Theriogenology**

25 titles, including *Carlson: Patten's Foundations of Embryology*, *Roberts: Veterinary Obstetrics & Genital Diseases*, and *Morrow: Current Therapy in Theriogenology*

**Toxicology**

8 titles, including *Clark et al: Veterinary Toxicology*, *Radeleff: Veterinary Toxicology*, and *Osweiler et al: Clinical & Diagnostic Veterinary Toxicology*

## Commonwealth Heads Of Government Meeting To Be Held In March 2002

Heads of Government from 52 Commonwealth countries will meet in Queensland, Australia, from 2-5 March 2002 for their biennial summit, the Commonwealth Heads of Government Meeting (CHOGM).

**Note**

The Commonwealth Head of Government Meeting (CHOGM) was previously scheduled to take place in Brisbane from 6 - 9 October, 2001. CHOGM is held every two years. The last CHOGM was held in Durban, South Africa in 1999. Previous CHOGMs were held in the United Kingdom (1997), New Zealand (1995), Cyprus (1993), Zimbabwe (1991), Malaysia (1989), Canada (1987), The Bahamas (1985), India (1983), Australia (1981), Zambia (1979), the United Kingdom (1977), Jamaica (1975), Canada (1973) and Singapore (1971).

- Commonwealth News Release

## Women And AIDS In Africa

Women, it is widely accepted, are disproportionately affected by the HIV/AIDS emergency. The Society for Women and AIDS in Africa exists in recognition of this fact. They met in Kampala, Uganda, in April, 2001 to review and share experiences of current interventions, identify opportunities for greater networking and collaborations, and advocate for strategies and legislation to promote better reproductive health and reproductive rights. The conference focused on children, and particularly those left orphaned by AIDS, addressing the need to both reduce mother to child HIV transmission and improve the quality of life of orphans.



Among the organisations represented at the meeting was the Zambia National AIDS Network, an umbrella body of Zambian NGOs and CBOs working in the field of HIV/AIDS. The network also represents civil society on the Zambia National AIDS Council, the government body co-ordinating the nation's response to HIV/AIDS. The Foundation supported two participants to attend the meeting, and they represent the necessary diversity of work being done in this field: one came from a commercial background, with experience of faith-based responses to HIV/AIDS, while the other works with orphans and has specialised in the impact of the epidemic in rural agricultural production.

## CVA STUDY FUND

### The Fund

This fund has been established by the Commonwealth Veterinary Association (CVA) in conjunction with the Commonwealth Foundation to honour the contributions made by Mr. John Anderson and Dr. L.P.E. Choquette in establishing and promoting the activities of the Commonwealth Veterinary Association.

Financial support to match the funds contributed by the Commonwealth Veterinary Association and the several national and local veterinary associations throughout the Commonwealth may be provided by the Commonwealth Foundation.

The Fund is independent and separate from the operating funds of the CVA. The money will be deposited in an appropriate bank at the discretion of the CVA treasurer subject to approval by the Commonwealth Foundation, to provide income to finance the fund.

### 1. Purpose

Its purpose is to provide financial assistance to:

1. Veterinarians who are members of their respective national associations to undertake short term study visits to schools, institutions or to undertake short term study courses in veterinary medicine, animal production or related areas in other Commonwealth countries.

2. Animal Health Assistants, recommended by the appropriate CVA Council Member and Regional Representative, to undergo further short term training at a school or institution in another Commonwealth country.

It is expected that such visits will promote professional and para-professional contacts and provide grantees with new knowledge and expertise in their respective fields of interest. Study proposals which will directly benefit the rural poor and disadvantaged will receive sympathetic consideration. All proposals will be expected to describe how they will benefit the home institution, veterinary organisation and community. The visit is also expected to result in a broadening of cultural experience and horizons and to promote Commonwealth understanding.

### 2. Guidelines

1. Preference will be given to visits to related regions with 'south-south' movements being encouraged.
2. The study period should, preferably but not necessarily, be less than two weeks in duration.
3. The study visits will be financed at a maximum of Aus \$ 2,000 including a prepaid air ticket for the least expensive and most direct route.
4. Usually, although not exclusively, grants will be limited to persons up to 35 years of age with field experience and not available to persons holding senior appointments.
5. Grants are provided only for periods of concentrated study or training on a particular topic activity, and cannot be made for attendance at conferences, meetings etc. nor to underwrite a tour of visits to a number of institutions.
6. A report must be submitted to the Secretary-

Treasurer, CVA within three (3) months of the completion of the study visit.

7. It will be necessary for the host institution to agree to assist in arranging suitable accommodation etc., within the applicant's ability to finance it.
8. The host supervisor will agree to provide a report on the success of the visit and his estimate of the benefit the applicant has achieved from the study experience.
9. Grantees will be expected to give one or two lectures at the host institution or veterinary association on aspects of animal health and production activities in their home country. These lectures should emphasise how their studies in the host country will benefit the rural poor and disadvantaged as well as their impact upon the environment.
10. These lectures and the discussions of topics, both professional and social, with the staff of the host institution or veterinary association will serve to further the aims and objectives of the Commonwealth Veterinary Association.
11. The awards are not normally available for University academic or research staff.

### 3. Applications

- i) There is no set application form.
- ii) Applications should be submitted to the appropriate Regional Representative for processing, at least 8 months prior to the proposed visit.
- iii) Applicants will provide a complete curriculum vitae to the Regional Representative.
- iv) A list of travel and study visits by the applicants and the source of funding over the preceding 5 years is to be included. This should be verified by the applicant's employer or other suitable individual.
- v) Applicants will be required to provide evidence that the study visit has the approval of his/her home institution or national association and a letter of acceptance from the person who will supervise the study programme in the host country.

### 4. Administration

This will be kept simple to reduce costs and ensure that all available funds are applied to the proposed projects.

- i) Applications with supporting documents should be sent to the appropriate Regional Representative.
- ii) If the Regional Representative considers the applicant suitable, the application will be forwarded with appropriate recommendation to the Director of Programmes.
- iii) The Director of Programmes will select one or more countries to be awarded a Study Fund grant and make a recommendation to the President.
- iv) The award will be subject to ratification by the CVA President.

Last date of submission of request to Council Members/ Reg. Rep. 30<sup>th</sup> Oct. 2002. RRs to submit their recommendations before 30<sup>th</sup> Nov. 2002 to the Secretary, CVA.



## Asia

## Pakistan

## CVA Study Fund Report

*Dr. Muhammad Amir Saeed  
Pakistan*

It was my privilege to receive the 2000-2001 CVA Study Fund Award to visit Sri Lanka from June 21 to July 03, 2001. The purpose of my visit was to compare the reproductive efficiency of cattle and buffaloes in the different agro-climatic regions. This was my first visit to Sri Lanka and it was really very fascinating and helpful. During my stay, I had the opportunity to visit different Livestock institutions, farms and hospitals in and around Kandy.

My first visit was to the Livestock Breeding Project, Polonnaruwa. This is a huge farm with an area of about 2500 acres. It has Murrah buffaloes and Sahiwal cows. This project has been launched for provision of A. I.



*L to R: Dr K C Somapala, Director Livestock Breeding Project, Polonnaruwa, Dr Muhammad Amir Saeed and Dr Bothota*



*Break time during the field camp, Kurumegala  
L to R: Dr Bothota, Dr M A Saeed, Dr A S Abeyratne and Dr (Mrs) Thilaka Ratnayak  
(Veterinary Surgeon)*

to the breedable animals, training of A. I. technicians, progeny testing through milk recording, genetic evaluation, rearing of bulls for natural service, fodder and fodder seed production and computerization of all activities under the project. The Director of the Project, Dr. K. C. Somapalan is working hard to make good results out of this project. I also had the opportunity to visit some farmers at Divulana village near Polonnaruwa. Mostly they follow the extensive farming system (also called as coconut base farming). One thing that was notable was that all the animals were indigenous and in poor body condition. This might be due to poor nutrition status or lack of veterinary coverage (vaccination and deworming on regular basis was not carried out).

I also visited Sandalanka Dairy Farm, Dambulla. It is a private buffalo dairy farm having a pure herd of Murrah buffaloes. They were in extremely good condition.

I attended a field camp for the gynaecological/infertility cases organized by Provincial Director, Department of Animal Production and Health, Kurunegala. This area is very rich and famous for coconut production. The final year students of Veterinary faculty also participated in the camp. This was good opportunity for them to come across the field conditions and to know how different cases are tackled out in the field. This camp particularly provided me with the opportunity to compare the field problems and their mode of handling. Most reported problems were repeat breeding, uterine infection (endometritis), anoestrus and delayed puberty. One thing that really inspired me was the untiring working of lady veterinarian Dr. Mrs. Thilaka Ratnayak.

My next visit was to Veterinary Research Institute, Peradeniya. I had discussions with the Director and visited the different divisions and had discussion with different personal about their working.

My second field visit was to Hatton, the area famous for tea Estates. This was really a remarkable journey. The road keeps on moving in



*A herd of pure Murrah buffaloes taking bath, Sandalanka Dairy Farm  
(A Private Dairy Farm), Dambulla*

a zigzag fashion around the hills, which are thickly occupied by tea plants. The view of tea estates was mesmerizing. People in this area have intensive type of farming system. They keep small units of exotic/cross bred cattle in small confined rooms. This might be due to the high rainfall average and it rains in this area during most part of the year and secondly not much land is available for grazing of the animals and thirdly perhaps most of the people have less time for the animals due to their engagement in the tea estates. Despite all these shortcomings, the health status and production of all these animals was very good.

I also had the opportunity to see Kotmale Cheese Factory in Hatton. Mostly the milk produced here in Hatton is purchased by cheese factory on a fat percentage basis. It prepares various kinds of cheese, which are very popular here.



*Case handling during the field camp, Kurunegala*

I visited Peradeniya and the Veterinary Faculty. The faculty is being reorganized and new curriculum for the Bachelor of Veterinary Science Degree programme came into effect in Oct. 2000. Prof. H. Abeygunawardena, Dean and President of Sri Lanka Veterinary Association is working very hard and with dedication to further improve and strengthen the teaching and practical facilities in the different Departments. He wants his graduates to be

## Bangladesh

competent enough to face the challenges of the present not only in the veterinary field but also in the allied fields. He is trying to attain this by incorporating non-veterinary courses and some new and advanced courses about companion, captive, wild, aquatic and other animal species, in the new curriculum. He has a good team of highly educated and well-trained staff. Labs are well equipped. Clinical and Para clinical departments are very strong and provide ample opportunities to the students for learning different technical skills for the diagnosis and handling of miscellaneous cases in the field of animal reproduction, medicine or surgery. There is also an indoor hospital for the large and small animals. Clinical department also provides ambulatory services to people.

I had the chance to visit some of the beautiful sites, and came to know about the rich cultural heritage of Sri Lanka and its people. One thing, which I observed was that our region has common problems which might be of a social/nonsocial nature.

Tall coconut trees, large paddy fields, beautiful tea estates and hard working people who are very much fond of cricket, are still fresh in my memory.

At the end, I would like to pay tributes to the Commonwealth Veterinary Association (CVA) for sponsoring this visit, to Dr. Ramzee of Pakistan Veterinary Association for selecting me and the Sri Lanka Veterinary Association for making necessary arrangements for my stay and visits in Sri Lanka. I extend my heartfelt thanks to all colleagues in Sri Lanka for their generous hospitality. There are some names worth mentioning, who provided me with best cooperation and company to make this tour a success. These include: Prof. H. Abeygunawardena, Dr. A. S. Abeyratne, Dr. N. Chandrasiri, Dr. Swarna Herath, Dr. Thula Wijewardane, Dr. Dhammika Navaratne and Dr. V. Logonathan. Special thanks to Dr. Bathota for his pleasant company.

Dr. M. Amir Saeed  
Assistant Professor  
Department Of Animal Reproduction  
College of Veterinary Sciences  
Outfall Road, Lahore 54000, PAKISTAN  
E-mail: masipk@yahoo.com

### A Brief Report on Veterinary Surgery Camp

Dr S.C. Pathak, Professor of Surgery, Veterinary College, Assam, India, was selected by CVA to visit Chittagong Veterinary College, Bangladesh and assist and train vets in the college in surgical techniques. This visit was part of a CVA project to strengthen the newly opened Chittagong Government Veterinary College (CGVC) which has no properly trained staff.

A three week long Veterinary Surgery Camp was organized by the Chittagong Government Veterinary College, Bangladesh and Dr S.C. Pathak as the key resource person who performed the following activities during his stay at CGVC from June 13th to July 15th, 2001.

#### June 14<sup>th</sup>, 2001, Thursday

- \* The camp was started by an orientation programme regarding the schedule and logistics at CGVC Clinics. In addition surgical instruments and appliances and their use in various operations were familiarised among the students and faculty members.

#### June 16<sup>th</sup>, 2001, Saturday

The camp was divided into various sessions. The highlights were:

- \* Demonstration of Chlorpromazine and Ketamine anaesthesia in dogs
- \* Demonstration and display of Medetomidine anaesthesia in goat and reversal
- \* Treatment of a tick granuloma in a dog
- \* Demonstration of Tubectomy in Bitch
- \* Demonstration of Docking in Dog
- \* Surgery theory lectures for the final year undergraduate students of CGVC
- \* Clinical conference by the final year undergraduate students

#### June 17<sup>th</sup>, 2001, Sunday

- \* Surgery theory lectures for final year undergraduate students of CGVC

- \* Demonstration for the final year undergraduate students on the following:
  - Gastrotomy in a dog
  - Umbilical herniorrhaphy in a calf
  - Subconjunctival injection in a dog
- \* Surgery lecture on Radiography to the final year undergraduate students of CGVC.
- \* Surgical clinical conference by final year undergraduate students of CGVC.

#### June 18<sup>th</sup>, 2001, Monday


- \* Surgery lectures for final year undergraduate students of CGVC.
- \* Demonstration for the final year undergraduate students of CGVC of the following:
  - Caesarean in a goat
  - Castration in a dog
- \* Surgery lectures on Radiography for final year undergraduate students of CGVC.
- \* Surgical clinical conference by final year undergraduate students of CGVC.

#### June 19<sup>th</sup>, 2001, Tuesday

- \* Demonstration for the final year undergraduate students and faculty members of CGVC on the following:
  - Auriculo-palpebral nerve block in a calf and dog
  - Clinical Rumenotomy in a heifer and removal of polythene bags and hair ball.
- \* Surgery lectures on Radiography for final year undergraduate students of CGVC.
- \* Surgical clinical conference by final year undergraduate students of CGVC.

#### June 20<sup>th</sup>, 2001, Wednesday

- \* Surgery lectures for final year undergraduate Students of CGVC.
- \* Demonstration for the final year undergraduate students of CGVC on the following:
  - Panhysterectomy in a bitch
  - Cystotomy in a dog
- \* Surgery lectures on Lameness of horses for the final year undergraduate students of CGVC.
- \* Surgical clinical conference by final year undergraduate students of CGVC.



*Inauguration of Programme*

#### June 21<sup>st</sup>, 2001, Thursday

- \* Demonstration for final year undergraduate students and faculties of CGVC on the following:
  - Tarsorrhaphy in a dog
  - Third eyelid flap in a bitch
- \* Demonstration in outdoor clinics – surgical intervention in abomasal perforation.
- \* Surgical seminars for students and faculty members at the conference room of CGVC on:
  - Ocular problems of dogs
  - Management of surgical cases in dogs

#### June 23<sup>rd</sup>, 2001, Saturday

- \* Demonstration for the final year undergraduate students and faculty members of CGVC on the following:
  - Chlorpromazine and Ketamine anaesthesia in a dog
  - Laryngoscopy and Endotracheal intubation in a dog
  - Canthotomy in dogs
  - Demonstration of Medetomidine anaesthesia of goat and its reversal by using antidote (Atipamazole).
- \* Surgical clinical conference by final year undergraduate students of CGVC.

#### June 24<sup>th</sup>, 2001, Sunday

- \* Surgery lectures for final year undergraduate students of CGVC
- \* Demonstration for final year undergraduate students of CGVC on the following:

- Castration in a dog
- Oesophagotomy in goats
- \* Outdoor clinical cases in cattle
- \* Surgery lectures for final year undergraduate students of CGVC
- \* Surgical clinical conference by final year undergraduate students of CGVC.

#### June 26<sup>th</sup>, 2001, Tuesday

- \* Surgery lectures for final year undergraduate students of CGVC
- \* Surgical demonstration for final year undergraduate students of CGVC on the following:
  - Oesophagotomy in a dog
  - Amputation of a left hind limb and emergency life saving care of a seriously injured bear of Chittagong Zoo.
- \* Surgical clinical conference by final year undergraduate students of CGVC.

#### June 27<sup>th</sup>, 2001, Wednesday

- \* Surgery lectures on lameness in horses for final year undergraduate Students of CGVC
- \* Demonstration of surgery for final year undergraduate students of CGVC on the following:
  - Rumenotomy in a goat
  - Urethrotomy in a goat
  - Outdoor clinical cases.



*Students trying their skills at Surgery*

- \* Surgical clinical conference by final year undergraduate students of CGVC.

#### June 28<sup>th</sup>, 2001, Thursday

- \* Demonstration for final year undergraduate students and faculty members of CGVC on the following:
  - Intermedullary bone pinning in a dog
  - Oesophagotomy in a dog
- \* Surgical clinical conference by final year undergraduate students of CGVC.

#### June 30<sup>th</sup>, 2001, Saturday

- \* Demonstration for final year undergraduate students and faculty members of CGVC on the following:
  - Rumenotomy in a goat
  - Oesophagotomy in a goat
  - Surgical correction of fractures in dog and calf
  - \* Surgical clinical conference by final year undergraduate students of CGVC.

#### July 1<sup>st</sup>, 2001, Sunday

- \* Surgery lectures on lameness in horses for final year undergraduate students of CGVC
- \* Attended as a technical observer an examination in surgery of the final year students (Group-A) during Mid term practical operative Surgery exam held at Veterinary Clinics.



*Students trying their skills at Surgery*

- \* Attended clinical cases and provided follow-up advice.
- \* Attended a surgical clinical conference offered by final year undergraduate students of CGVC.

#### July 2<sup>nd</sup>, 2001, Monday

- \* Attended as a technical observer an examination in surgery of the final year students (Group-B) during Mid term practical operative Surgery exam held at Veterinary Clinics.
- \* Attended clinical cases and provided follow-up advice
- \* Attended a surgical clinical conference offered by final year undergraduate students of CGVC.



Young trainees with Dr Pathak (with cap)

#### July 3<sup>rd</sup>, 2001, Tuesday

- \* Attended as a technical observer an examination in surgery of the final year students (Group-C) during Mid term practical operative surgery exam held at Veterinary Clinics.

#### July 4<sup>th</sup>, 2001, Wednesday

- \* Attended as a technical observer an examination in surgery of the final year students (Group D) during Mid term practical operative Surgery exam held at Veterinary Clinics.
- \* Attended clinical cases in small animal clinic.

#### July 5<sup>th</sup>, 2001, Thursday

- \* Demonstration to final year undergraduate students and faculty members of CGVC on the following:
  - Panhysterectomy of three different calves
- \* Offered a seminar on "Immobilization of wildlife" at Conference room, CGVC.

A total of 22 practical demonstrations of operative procedures for students and faculties were held. Five cases of clinical and outdoor operation/cases were attended. Fourteen lectures on operative surgery (Theory) for students were given. Clinical consultancy/follow-up advice for private animal owners was given to 11 owners. Four seminars were offered. Thirteen clinical conference were conducted.

Sd/-  
(S. C. Pathak)

Sd/-  
(Dr. A. M. Prodhan)

#### Comments

The Department of Medicine and Surgery of Chittagong Government Veterinary College has recently been started. The staff members are very young and freshly recruited hence they need guidance and supervision to carryout responsible surgical work. The CVA's initiative in training the students and staff by an experienced person was need based and very timely. Some more equipment are being added in a phased manner. Therefore, further support by the CVA in training the staff and students and shaping the department will be very appropriate and justified in a developing country like Bangladesh.

(S. C. Pathak)

## India

### Rabies In India

Dr Ichhpujani, in an exiting talk at the 3rd National Conference on Rabies, discussed the incidence of the diseases in India and ways to control it. He emphasised that there are 35,000-50,000 estimated deaths due to Rabies in the world. Out of these, 30,000 deaths are reported in India of which 200 deaths are reported from Delhi alone.

- \* *Happiness hides in life's small detail. If you're not looking, it becomes invisible.*

- Joyce Brothers

## Australasia/Oceania

### Retirement of Australian CVA Councillor

Dr David Banks who has been the CVA Councillor for the Australian Veterinary Association since 1991, has recently announced his retirement as Councillor after outstanding service to the CVA.

David studied Veterinary Science at the Royal Veterinary College, London qualifying in 1975. He then graduated DVTM from the University of Edinburgh moving to the Australasia/Oceania region in 1976, initially to Papua New Guinea where he was an Area Veterinary Officer until 1979 when he became the Chief Veterinary Officer for PNG.

In 1980 he moved to Australia to undertake his PhD studies at James Cook University in Tropical Veterinary Science, gaining the degree in 1985. He was then appointed by CSIRO and based in Fiji to study the problem of internal parasites of small ruminants. In 1990 he joined the staff of AQIS in Canberra as Senior Principal Research Officer. Early in 2001 he was promoted to the position of General Manager, Market Access Biosecurity and thus is now the senior veterinarian in a line management position in the Commonwealth Veterinary service.

David had already been a member of AVA for five years (Queensland Division) when in 1990 he was appointed by AVA to be its Councillor to the Commonwealth Veterinary Association. For the last ten years he has played this role with commitment and energy. Due to work pressures he must now relinquish this post. David has helped in every CVA project including workshops and conferences in the Australasia/Oceania region.

On the one hand he has been extremely successful in raising funds both to support AVA speakers at CVA conferences and workshops in for example, the

Solomon Islands 1988 (from Fiji), Wellington NZ 1993, Singapore 1996 and Vanuatu 1999, but he was also able in cooperation with New Zealand to secure financial support to allow veterinary participation from virtually every small Commonwealth country in the region. He has played a similar role for the Pan-Commonwealth Conferences in Zimbabwe (where he gave a memorable opening presentation) and in India and special regional meetings dealing with, for example, disaster preparedness (Bangladesh 1995).



On the other hand he personally has participated in virtually every CVA programme of an extension or training nature and with scant regard for storage problems at his home, has personally implemented the Australian arm of the CVA Book Exchange Programme to help developing Commonwealth countries with books provided by generous AVA members. David helped to arrange the removal of mini-libraries, donated in Australia to Zambia and Uganda for example.

More broadly David has been used by the whole veterinary community of the Pacific as a source of information, support and encouragement and help on a wide variety of issues such as for example legislation, diagnostic techniques, disease control and so on. He does all of this without fuss or personal publicity but always in the name of AVA and CVA. Inside and outside Australia he is widely respected and appreciated, and gives lustre to the AVA and CVA though his unique service.

The members of CVA at large pay tribute to the outstanding service given to it by David over a ten-year period. His experience and friendliness will be greatly missed. Thanks David.

- Dr WJ Pryor, Past President & Treasurer, CVA

## Malaysia

### 2<sup>nd</sup> International Congress/13<sup>th</sup> VAM Congress and CVA-Australasia/ Oceania Regional Symposium

The 2<sup>nd</sup> International Congress and 13<sup>th</sup> Veterinary Association Malaysia Congress and CVA-Australasia/Oceania Regional Symposium and Meeting was held at Kuala Lumpur, Malaysia from 27<sup>th</sup>-30<sup>th</sup> August 2001. The theme of the conference was "Veterinary Regulatory Medicine". The conference was organised jointly by Veterinary Association Malaysia, Small Animal Practitioners Association Malaysia, Malaysian Equine Veterinary Association, UPM Veterinary Alumni and Commonwealth Veterinary Association.


Within the framework of sustainable development of the industry, this year's Congress aimed towards an improvement of human health and quality of life by means of increased and safe food production through the enhancement of research, training and education in veterinary medicine and livestock production.

The theme for this year's Congress reflected the importance of veterinary regulatory practice in providing healthy and safe environments for animal production and human living. This Congress examined consequences of animal production, the changing trends of animal diseases, and related issues.



*At the inauguration*

*R to L: Drs S Abdul Rahman, WJ Pryor, Robin Yarrow, Jim Edwards (President VMA) and G Struthers*



*Opening ceremony*

More than 350 delegates including Animal Scientists, Private Practitioners, Academicians, Feed Technologies, Agronomists, Policy Makers, Government Regulators, Livestock Producers, Students and other people from various veterinary-related profession from all parts of the world participated.

The Scientific sessions were spread over three days and included topics such as, Veterinary Regulatory Services, Symposium on Integrated Farming and Ruminant Diseases, Poultry Diseases, Small Animal Practice, Wildlife Medicine, Non-ruminants Issues, Equine Medicine and Laboratory Animal Medicine.

Coinciding with this workshop was the Livestock Asia 2001 and National Agri-Food Conference at the same venue wherein a massive exhibition of Livestock Industry was held.

The Congress was inaugurated by the Hon'ble Agriculture Minister YB Dato' Mohd Effendi Norwawi. The President of Veterinary Association Malaysia Prof. Dato' Dr Sheikh Omar Abdul Rahman addressed the gathering. Various Livestock Industry Awards were also presented at the opening ceremony.



Kudos to the magnificent team of organisers lead by Dr Sheikh Omar Abdul Rahman, Dr Abdul Aziz Saharee, Prof Fatimah Iskandar, Dr HS Dhillon and



YB Dato' Mohd Effendi  
Norwasi



Dr Sheikh Omar Abdul  
Rahman

Dr. Abd Wahid Haron for the excellent organisation and hospitality extended to all the visiting delegates during the three-day meeting.

## Veterinarian of the Century – Honour for Dr Pryor

Dr WJ Pryor, Past President and Treasurer of CVA was singularly honoured at the VAM Dinner by the Veterinary Association of Malaysia as the "Veterinarian of the Century" for his contribution to the field of Veterinary Profession not only in Australia but to his commitment and work for the development of the profession throughout the Commonwealth, especially in the far East and Malaysia in particular.



The unique feature of the occasion was that all the top veterinary officials and officers of Veterinary Association of Malaysia at the function were former students of Dr Pryor.

Dr Pryor has been the recipient of many honours including his recent award of "Officer of the Order of Australia (AO) in the Queen's Birthday Honours for Australia and Honorary Degree of Doctor of Science from University of Ballarat, Australia" in addition to many others during his illustrious career which continues in the Commonwealth Veterinary Association. The CVA is proud of the honours of Dr Pryor and congratulates him on his achievements.

- Editor

## New Regional Representative of Australasia/Oceania Region

Dr Robin H Yarrow of Fiji has been elected as the new RR of Australasia/Oceania Region at the Regional Meeting held at Kuala Lumpur on 26th - 29th August, 2001. Dr Yarrow replaces Dr C.H. Giam of Singapore.



Dr Yarrow graduated as a veterinarian from University of Sydney in 1968 and has a diploma of Animal Health from London. He served the Government of Fiji from 1969-99 in various capacities not only on veterinary affairs but as a high-ranking official representing the Fiji Government in various capacities. He has worked as Director and Permanent Secretary in the Ministry of Agriculture, Counsellor at the Embassy of Fiji in Brussels, Permanent Secretary for Tourism, Civil Aviation and Meteorological Services, Permanent Secretary for Foreign Affairs, Ambassador of Fiji to Japan and Permanent Secretary for National Planning.

In addition to this, he has been on many Boards and Committees including University of South Pacific Council (USP), chair of Forum Fisheries Committee, chair of South Pacific Environment Programme (SPREP), Inter-governmental Committee, Fiji Museum Board of Trustees.

He has worked as a Consultant for many organisations and government agencies which included Review of SPC's Agriculture Programme, Review of Pacific Islands Centre, Tokyo, Drafting of Small and Micro Enterprise Policy Framework for Fiji, Facilitation of National Biodiversity Action Plan for Dept of Environment, Fiji Government. Reviewed a Draft Land Use Policy for Fiji on behalf of GTZ and reviewed the Foreign Service of Fiji Government (2001).

Dr Yarrow has also been professionally active and has been the President of Fiji Veterinary Association and a Council Member of Fiji to the CVA.

On behalf of the CVA, we welcome Dr Yarrow to the Executive Committee and are confident that the CVA will be benefited by his rich experience.

## Massey Quest For AVMA Approval Comes A Step Closer

A team from the American Veterinary Medical Association recently made its second site visit to the Institute of Veterinary, Animal and Biomedical Sciences at Massey University. IVABS is seeking approval of its BVSc programme to raise the international standing of the degree and to allow it to accept full-fee paying students from overseas. The AVMA team of six included two New Zealand veterinarians — Drs Ron Gibson and David Maddock, both Queensland graduates.



*Dr Jenks Britt (left, leader of the AVMA visit team), Professor Grant Guilford and Dr Douglas Aspros with the two kauri trees planted in memory of those who died in terrorist attacks in the US in September*

During the AVMA team visit, two kauri trees were planted adjacent to the Veterinary Tower in memory of those who died in recent terrorist attacks in the USA.

VetScript, November, 2001

## CVA Regional Meeting

### Minutes Of Australasia/Oceania Regional Meeting

The Australasia/Oceania Regional Meeting was held at The Mines, Kuala Lumpur on the 27th of August 2001. The meeting was jointly held with Commonwealth Chief Veterinary Officers. The following were present.

Dr William J Pryor  
 (Past President &  
 Hon Treasurer)

- Representing President CVA

- Dr C H Giam  
 (CVA Regional Rep) - Singapore
- Dr David Banks - Australia, & CVO Rep
- Dr Robin Yarrow - Fiji, & CVO Rep
- Dr Ilagi Puana - Papua New Guinea
- Dr Perpetua McNamee - Kiribati
- Dr Abdul Aziz Saharee - Malaysia.
- Dr Derek Timbs - New Zealand
- Dr Siosifa T Fifita - Tonga
- Dr Gavin Struthers - Vanuatu
- Dr S Abdul Rahman  
 (Hon Secretary) - CVA

#### CVO's:

- Dato Dr Mohd Nordin Mohd Nor  
 - Director-General, Dept. of Veterinary, Malaysia
- Dr Ngiam Tong Tau  
 - Chief Executive Officer, Agri-Food and  
 Veterinary Authority, Singapore
- Dr Jim Edwards  
 - Representing CVO New Zealand & President  
 WVA

A minute's silence was observed in memory of Dr Arnold Ningiga, Former Councillor from Papua New Guinea.

Dr Giam (Regional Representative) opened the meeting and welcomed Councillors and CVO's present. He said that after consultation with all parties, it was agreed that the meeting would be a Joint meeting with Commonwealth CVO's, as many Councillors were also CVO's or represent their CVO's. Dr Giam (RR) would chair the first part of the meeting (CVA Regional meeting), and Dato Dr Mohd Nordin Mohd Nor (Director-General, Department Veterinary Services, Malaysia) the second part (CVO meeting). When the Joint Meeting closed, CVA would discuss items 7-9 of the agenda.

The agenda for the meeting was -

1. Introductory Address by Regional Representative (C H Giam).
2. Confirmation of Minutes of Vanuatu Meeting 28th Oct. 1999.
3. Matters arising
4. Country Reports - Oral presentation (5 minutes)
5. Report of the President, CVA (by his Representative, Dr Bill Pryor)
6. New programme proposals, including collaboration with SPC

7. Election of a new Regional Representative
8. Next Regional Meeting - Venue and Date
9. Any other matter

### Confirmation of Minutes

The minutes of the meeting held in Port Vila, Vanuatu 28th October, 1999 were confirmed.

### Matters arising

Dr Rahman asked about the progress made by the Region on the 1999-2000 CVA Workplan. RR said that Councillors had used that as their objectives, and incorporated that into their work schedule wherever possible and relevant, eg convening CVO's meeting, fertility workshop, veterinary privatization.

### CVO's Meeting

This part of the meeting was chaired by Dato Dr Mohd Nordin Mohd Nor, Director-General, Department of Veterinary, Malaysia.

The views of the CVO's have been incorporated in the earlier portion of this minutes.

Dr Ngiam Tong Tau (CEO, AVA, Singapore) continued on one of the points made between Dr Timbs regarding outbreaks of FMD in the UK and the realization that its containment and eradication exceeded the resources of the veterinary services.

Also emerging exotic diseases eg Hong Kong bird flu and the Nipah virus outbreak in Malaysia, could happen in other countries. It would be useful for CVA to have a documentation of how these were dealt with, and to have this made available to other countries. Dr Banks said that Australia has prepared for such eventualities and would be willing to share this when called upon. The procedures are continually updated.



L to R: Drs WJ Pryor, Dato Dr Mohd Nordin Mohd Nor, C H Giam and David Banks

### Conclusion

Dr Giam said that, judging from remarks made by Councillors, the meeting and the Conference was a great success. He thanked the host VAM, Department of Veterinary Services, Malaysia, and Dr Nordin in particular, and all the Councillors and officers of CVA for their presence and assistance in regional affairs. He singled out Dr Aziz, who in his unassuming manner, has made the meeting the resounding success it has been.

Dr Giam also thanked Dr Nordin for very ably chairing the CVO's meeting. The Joint Meeting ended at 4.30 pm.

CVA Regional Meeting (continuation)

### Regional Representative

Dr Robin Yarrow (Fiji) was elected the next Regional Representative, and he would take over from Dr Giam from 1st January 2002.



L to R: Drs G Struthers, Robin Yarrow, Perpetua McNamee and S Fijita

### Matters arising from the Joint Meeting

The CVA meeting which continued after the end of the CVO's meeting considered the remarks of Dr Ngiam Tong Tau about dealing with emerging disease outbreaks. In view of Dr Bank's offer, the meeting thanked Australia for its readiness to share its expertise. Dr Banks would contact Dr Ngiam to ascertain which aspects Singapore was particularly interested in.

### Next Regional Meeting

Discussion on the venue for the next Regional Meeting led to the proposal that Papua New Guinea be chosen. Dr Banks, a former PNG resident offered to liaise with Dr Puana and give every assistance. The meeting would normally take place between July 1<sup>st</sup>, 2004 and June 30<sup>th</sup>, 2005. The incoming RR, Dr Robin Yarrow, is responsible for coordination of the meeting.

The minutes of this meeting would not be complete if it did not mention an important and useful aspect of the regional gathering - participation in the 2nd International Congress/ 13th Veterinary Association Malaysia Congress, and visiting Livestock Asia 2001 Exhibition, held at the same venue. This gave Councillors a wider exposure to all aspects of livestock production, and its downstream. A few of CVA members also presented papers at the conference. Councillors had taken the occasion to mix and interact with over 400 veterinary officials and scientists present. For instance, Dr Struthers (Vanuatu) was introduced to Singapore veterinary officials with whom he had been in correspondence for some time over export of Vanuatu meat to Singapore. They were able to go into more details written correspondence could not convey. Fiji has a problem controlling stray dogs, a perennial problem of other countries in CVA. Dr Yarrow had talks with his colleagues on this. Dr Puana (PNG) had a personal chat with officials in the region regarding difficulties over meat trade and their regulations.

Dr Pryor also thanked Dr Giam for his able stewardship. The meeting ended at 5 pm.



CVA Council Members with Dr WJ Pryor  
L to R: Drs C H Giam, G Struthers, Derek Timbs, Ilagi Puana, WJ Pryor, A A Saharee, S Fifta, David Banks, S Abdul Rahman and Robin Yarrow

### Country Report - Malaysia

A.A. Saharee<sup>1</sup> and Matta Abdul Rahman<sup>2</sup>

<sup>1</sup> Faculty of Veterinary Medicine, Universiti Putra Malaysia

<sup>2</sup> Department of Veterinary Services, Kuala Lumpur

The recent declaration by the Malaysian Government to make agriculture as the third engine of economic growth has warranted urgent review of all aspects of agriculture practices including livestock production systems, related downstream activities and livestock product marketing strategies. Increased local food production to reduce the staggering RM 13 billion annual food bill and wider global access for Malaysia-made agricultural products therefore feature significantly in the review. Aiming simultaneously to become a world food producer, Malaysia is vigorously addressing the issues of competitiveness, infrastructural and institutional support, development and transfer of new technologies, human resource development and market access. The relevant transformation process occurs all along the value chain, involving commercialisation of food production, compliance to good agriculture practices and acceptance of international food safety standards.

### Re-emphasis of Agriculture

The paradigm shift in agricultural development has triggered widespread revamping of livestock production and product processing systems. This involves the accreditation of farms and processing plants based on good animal husbandry practices (GAHP), good manufacturing practices (GMP) and Hazard Analysis and Critical Control Point (HACCP). The commercialisation of the various livestock sectors evolves around the utilisation of new technologies in production methods and environmental control. Simultaneously the current veterinary laws are to be amended to provide sufficient legislative back-up to ensure compliance to accepted

international practice and standards. All these new approaches in livestock development are designed to accommodate, in the long term the full potential impact of AFTA and WTO from year 2003.

The various strategies and plans contained in the Third National Agricultural Policy and Second Industrial Masterplan to transform agriculture have very profound effects on the delivery of veterinary services, both in public and private sectors, and also on the veterinary profession. Having an important and crucial role in national development, the Department of Veterinary Services (DVS) have reassessed its organisational responsibilities and capabilities to bring more in line with national targets and expectations.

As a manner of strategic management, DVS resources will be focused on five main areas of activities:

- \* Increased meat production through integration of animals with plantation crops
- \* The transformation of a smallholder farmer to a commercial farmer
- \* Establishment of disease-free zones
- \* The implementation of quality and food safety programs
- \* Enhanced efficiency and delivery of various veterinary services

Livestock production (cattle, buffaloes, goats and sheep) will now be integrated alongside plantation crops and through feedlot operations, preferably in areas gazetted as livestock production areas. Establishment of halal food processing zones in various parts of the country will help to rationalise intensive efforts to gain access to global halal food markets. It is also expected that new incentives provided by the government to commercial entities will help to boost the development of the livestock industry.

Successful implementation of the various livestock development program calls for greater involvement of veterinarians in both public and private sectors. With the formulation of the new Veterinary Act in place of the Animals Ordinance 1953 and the relevant amendments to the Veterinary Surgeons Act 1974, private veterinarians will have greater role in veterinary certification and government auditing activities. It significantly envisaged that in the area of farm and processing plants accreditation and disease control, expertise from private veterinarians will complement those in the public sector to bring about sustainable good veterinary governance. Other than the legislative approach, the DVS has also established a Consultative Council comprising esteemed veterinarians from the private sector, thereby creating an important channel for invaluable contribution towards not only livestock development strategies but also in the field of animal welfare, equine medicine and sports and capacity building in the veterinary profession.

In line with Vision 2020, Malaysia aims to raise the status of the veterinary profession to greater heights

to accommodate the rising demand for professional veterinary services in the country and its role in the production of safe foods for local consumption and exports. The government has given veterinary education a boost by the potential construction of a new and complete Faculty of Veterinary Medicine complex costing RM 55 million. With the ISO 9001 award to the Faculty in June 2000, the Faculty will be able to produce quality veterinary graduates in greater numbers and who are capable to deliver competent services to the farming community and the general public. This will also complement the effort by DVS to deploy in several phases veterinarians at all the district veterinary offices throughout the country to provide better professional services. At the regional level, veterinary graduates from ASEAN and Asian countries have been given places to pursue their postgraduate studies (MSc and PhD) in various disciplines.

In the light of greater emphasis in livestock development and resurgence of public awareness for food safety, the Veterinary Association Malaysia (VAM) has embarked on several programs to keep its members informed of recent development within the profession and the animal industry. In association with DVS, various seminars on emerging and re-emerging diseases have been held at the Veterinary Research Institute. The annual congress covers among other subject matters ranging from animal health production, welfare and biotechnology. Various subcommittees have been formed to handle matters concerning continuing education, veterinary ethics, small and large animals practice, equine practice, use of veterinary drugs and VAM building fund. In recognition of VAM capability, the Malaysian Public Services Department (IPSD) has awarded almost RM 1 million to VAM to run the 14-week Veterinary Inspection Courses for Veterinary Officers and Assistant Veterinary Officers of DVS for year 2000/2001, with emphasis on food safety, and farm and processing plants accreditation. Such co-operation with DVS is expected to continue, venturing into other fields relevant to DVS needs.

## Conclusion

With regard to effort to centralise VAM administration, the Selangor State Government has alienated 10 acres in Cheras for the VAM Complex, which can easily accommodate few block of high-rise apartments, commercial complex, VAM administrative block and recreational facilities. When this complex is finally and hopefully completed in three years time, VAM administration and worldwide networking especially Commonwealth Veterinary Association (CVA), World Veterinary Association (WVA) and Federation of Asian Veterinary Association (FAVA) will be more organised and meaningful. It will mark a new era of enhanced professional relationship.

## Acknowledgements

The authors wish to thank the Director General of the DVS Malaysia for permission to present this report.

## VAM Executive Committee

The 13th Veterinary Association Malaysia (VAM) Annual General Meeting was held on 27th August 2001 at The MINES, Sri Kembangan, Kuala Lumpur with the following members being elected as office-bearers for the year 2001-2002.

President	Dr Matta Abdul Rahman
Vice-President	Dr S Vellayan
Honorary Secretary	Dr Shahirudin Shamsudin
Asst. Hon. Secretary	Dr N Krishnan
Honorary Treasurer	Dr C Sockalingam
Asst. Hon. Treasurer	Dr Abdul Wahid Sulaiman
Honorary Editor	Dr Mohd Azmi Lila
Committee Members	Dr John Satiarmurthy
	Dr Abdul Wahid Haron
	Dr Seetha Devi
	Dr Rashid Ibrahim



## Country Report - Fiji

*Dr. Robin Yarrow*

*Regional Representative and CVA Council Member*

The Fiji Veterinary Association (FVA) currently comprises 13 members (the highest number to date), 6 of whom work for the livestock services of the Government and 3 of whom work for the Secretariat of the Pacific Community (SPC), the regional inter-governmental technical assistance entity. Of the balance, the Fiji Society of Prevention of Cruelty to Animals (SPCA) employs one (1) and two (2) are Government retirees.

Major matters covered during the period included:

### Review of the Veterinary Surgeon's Act

This initiative is being synchronised with the activities of the Fiji Law Reform Commission, which is charged with simplifying and updating existing legislation. The Fiji Veterinary Association submission on the Veterinary Surgeon's Act will be separate to any input by the Animal Health and Production Division of the Ministry of Agriculture.

### Linkage with the SPCA

The SPCA is Fiji's only animal welfare body, which also provides the small animal veterinary service in the capital Suva, with periodic visits to other major centres such as Nadi. The SPCA has not been performing to expectation and in

particular has not been able to discharge its animal welfare role. There is considerable need for activities to be undertaken in animal welfare, pet care and awareness building. A comprehensive review of the society including of the constitution is also most desirable. In order to improve communication with the profession, it has been agreed that the FVA will provide a representative to the incoming 2001 SPCA Committee. Issues of interest to the profession include:

- \* extension of SPCA's services particularly in the animal welfare area
- \* stray dog control
- \* education and public awareness
- \* dog licensing
- \* provision of veterinary services

### Stray Dogs

This is a major problem and the use of poison, the principal control method, is being increasingly questioned. The FVA is canvassing experience in similar countries for possible application.

### Participation in the 14th Regional Conference of PHALPS-14 in May 2001, in Nadi, Fiji

The staging of this meeting in Fiji under the SPC's auspices provided an excellent opportunity for FVA representation. In the process, two (2) FVA members also represented the CVA, by arrangement with Dr WJ Pryor. The Permanent Heads of Agriculture and Livestock Production Services (PHALPS-14) meeting covered a number of subjects, of direct relevance to the veterinary profession, including the supply of veterinary graduates, veterinary public health, zoonoses (in particular leptospirosis) and waste management.

A parallel meeting on the Paravet Project, a training programme for the combined SPC region of the Pacific being developed in collaboration with the University of the South Pacific and ADAP (Agricultural Development in the American Pacific), was very well attended and received strong support from all participants, including support from PHALPS delegates. This was subsequently stated in the PHALPS-14 meeting communique.

The PHALPS was briefed on the role and special interests of the CVA, as well as the latter's desire to strengthen co-operation with SPC. It is hoped that the CVA may be able to assist with some resources toward priority issues such as:

- \* zoonotic disease
- \* the training of indigenous veterinary graduates

## Kiribati

### New Councillor of Kiribati

Dr Perpetua McNamee has been nominated as the new Council Member of Kiribati. She replaces Dr H Liebeschuetz.



Dr Perpetua McNamee qualified from University College Dublin in June 1983, and worked in large animal practice until 1988. She joined the Ministry of Agriculture Fisheries and Food (MAFF) and subsequently Scottish Agricultural College (SAC) to carry out veterinary investigation, pathology and

teaching duties until 1991. Then she joined the Veterinary Surgeons Division (VSD), N. Ireland in 1992 and completed a PhD on 'Avian Bone Pathology'.

In Oct. 2000, she became a Volunteer Veterinary Surgeon with Voluntary Services Overseas (VSO) serving the people of Kiribati, Central Pacific.

Dr McNamee has served as Secretary of a BVA Division (Ayshine Veterinary Association), Secretary of West Indies Veterinary Clinical Club, Chairperson of the Association of Veterinary Teachers and Research Workers (Irish Region) (AVTRW), Council Member of AVTRW (UK) and Council Member of the Northern Ireland Veterinary Association (Division of BVA).

## Country Report - Republic of Kiribati, Central Pacific

*Dr. P.T. McNamee*

*CVA Council Member and Veterinary Officer*

### Introduction

The Republic of Kiribati (pronounced Kiribas) is made up of 32 low-lying coral atolls and one island (Christmas Island). There are three groups of islands namely the Gilbert, Phoenix and Line islands. These are spread over 810 sq. km of the Pacific Ocean.

According to the most recent census in 2000, the population of Kiribati is 84,494. The population

distribution is very uneven. More than 93% live in the Gilbert Islands, predominantly on South Tarawa. The most congested part of South Tarawa is Betio with a population density of over 6,000 people per sq. km. Such population density is associated with an increasing spread of communicable disease. Alcohol abuse is increasingly evident amongst the I-Kiribati (Kiribati people). Life expectancy is in the mid-fifties.

Kiribati is a developing country. The traditional way of life is centred around fishing, coconut production, gathering breadfruit and pandanus, pig fattening and with occasional eggs from free-ranging chickens. The main source of income on the Outer Islands is from the sale of copra. In recent years, there is increasing urbanisation with many people from the Outer Islands moving to South Tarawa. Many young men go overseas to work as sailors and their wages contribute significantly to the economy of Kiribati.

### Livestock

There are approximately 45,000 chickens in Kiribati with 4,800 placed on 15 commercial egg-laying units on South Tarawa. Egg production is the only form of commercial agriculture carried out in Kiribati although these egg-producers only fill a part of the local demand for eggs. Commercial egg-layers are generally obtained from the breeding unit in the Division of Agriculture. They are mainly Shaver 579 layer breeding stock crossbred with Rhode Island Red or Black Australorp cockerels. Their feed is imported from outside Kiribati. Local chickens have a small body size and are low egg-producers. They are kept free-range and fed on coconut and food scraps. There is no table-chicken (broiler) production in Kiribati and broiler meat is generally imported from Australia.

There are approximately 34,000 pigs kept by private households for consumption during family celebrations. The local pig is generally small, dark-haired and with a small litter size. They are kept in sand-floored pens and fed on coconuts and scrap food. The Division of Agriculture breeds and rears Tamworth and Duroc pigs for distribution to people on Tarawa and on the Outer Islands. There is no commercial pork production here at present. No other agricultural livestock is present in Kiribati.

Most households have several dogs and cats. Dogs are important as a means to protect households and families. Dog-meat is also a favoured food source especially for pregnant women. Cats are important as a means of rodent control within and around the household.

## Animal Health

### Chickens

**OIE List A Diseases** - No such diseases have been suspected clinically in Kiribati. Antibodies to Newcastle Disease Virus (NDV) were detected during a survey carried out in 1992-93. There is no evidence to suggest that virulent NDV is present in Kiribati. The authors of the latter survey report concluded that a lentogenic strain was present in Kiribati due to the importation of one-day-old chicks from countries where lentogenic strains are present.

**OIE List B Diseases** - Serological evidence of avian infectious bronchitis, avian infectious laryngotracheitis, fowl pox, infectious bursal disease, Marek's disease, *Mycoplasma synoviae* and *Mycoplasma gallisepticum* has been detected in chickens in Kiribati. During the last 9 months, the author has seen no clinical signs suggestive of these disease conditions.

**OIE List C Diseases** - Coccidiosis is endemic in Kiribati. Botulism, avian encephalomyelitis and avian leucosis have been confirmed in the past.

### Pigs

**OIE List A Diseases** - No evidence clinically and no serological studies carried out.

**OIE List B Diseases** - Serological evidence of trichinosis is present, however, the species has not been defined.

**OIE List C Diseases** - Evidence of *Salmonella* spp. was detected in pig faeces in a past study. The species detected were *Salmonella bovis modifiables*, *S. panama*, *S. anion*, *S. enteritidis* and *S. websteunridon*. Mange due to *Sarcoptes scabiei* and endoparasitism are the most common current causes of disease in pigs.

### Canines and Felines

Mange is the most common clinical problem in these species.

## Animal Health Services

Kiribati is a developing country with limited animal health services due to lack of resources and education opportunities of I-Kiribatense student. For the past 25 years, Voluntary Services Overseas, a British-based Charity Organisation, has provided a fully qualified veterinarian. The veterinary surgeon carries out clinical duties, public

health education through school visits and community meetings, and training of the agriculture assistants. On 18 of the Outer Islands, the Animal Health Service is provided by 18 agriculture assistants (AA's). Staff in the Agriculture Division in Tarawa train the AA's. Several of the AA's have good clinical skills and are proficient in neutering male and female dogs. It is hoped that an I-Kiribati national will have the opportunity to enrol and complete a degree in veterinary studies in the near future.

## New Zealand

### New President of NZVA

NZVA's new President Dr Lewis Griffiths received the accoutrements of office from outgoing President Jenny Weston at the annual dinner at conference in Hamilton in June. Dr Lewis came to New Zealand with his family ten years ago, after working in practice in Wales since graduation from Glasgow University in 1978. As a former President of the Veterinary Deer



Dr Lewis Griffiths

Society of the British Veterinary Association, it was his interest in deer that first brought him to New Zealand. Six years ago Dr Lewis established Riverside Veterinary Clinic in Ashburton and the practice has grown to employ 12 veterinarians.

Dr Lewis was not only inducted as the new President at the conference, but also addressed the plenary session, sponsored by Schering-Plough Animal Health, on 'Dynamic Veterinary Business'.

VetScript, August 2001

• *Live out of your imagination, not your history*  
- Stephen R Covey



## Country Report - New Zealand

*Dr. D.V. Timbs*

*CVA Councillor, New Zealand*

### NZVA Update

The new NZVA President, installed in June 2001, is Dr Lewis Griffiths, a practitioner from Ashburton. Dr Griffiths will remain in office until June 2002 unless re-elected for a further term.

Council of the NZVA has been actively canvassing members seeking input into the development of a new Strategic Plan. The NZVA acts as the umbrella organisation but Special Interest Groups now provide much of the focus for continuing education and collegial gatherings. Special Interest Group activities prove to be very popular with members because of their direct relevance to day-to-day veterinary work. However, NZVA Council activities are frequently seen as tedious and of less interest because they are required to examine and respond to various political and industrial issues which while tremendously important to the future of the profession, are often difficult to understand and of less immediate interest to members. Council has been reviewing its structure and membership to ensure that Special Interest Groups are being properly represented and properly briefed to prevent any loss of interest in core NZVA activity.

Publications of the NZVA include VetScript, a monthly publication of items of topical veterinary interests, and the New Zealand Veterinary Journal which contains referred scientific papers and is published bi-monthly.

### Veterinary Employment Issues

While the companion animal sector is relatively well supplied, a number of factors have contributed to a shortage of production animal veterinarians in New Zealand.

Buoyant farm commodity and livestock prices have led to an increased demand for large animal veterinary services. Many female graduates (about 66% of the total in recent years) prefer to engage in small animal practice or are only interested in part time work or are more likely to go overseas. Large animal practice incomes, which have been under pressure in recent years, appear to have picked up with the general improvement in rural incomes.

A number of New Zealand veterinarians travelled to Great Britain to assist with management of the recent foot and mouth disease crisis. Some went as government employees while others went as private individuals to work directly for the UK MAFF as temporary Veterinary Inspectors.

### State of Livestock Farming in NZ

Meat, dairy and wool products together account for up over one third of New Zealand's export trade income.

During the past year, increased commodity prices and favourable growing conditions have led to an unusual situation whereby all sectors of the livestock industry are enjoying near record incomes.

Major restructuring has taken place within the New Zealand Dairy Industry with all but three of the smaller companies having amalgamated into one large dairy company known as Global Co. As New Zealand exports about 85% of its total dairy production this merger is seen as giving strength to the international marketing ability of the industry.

### Quarantine Issues

Without a doubt, the biggest veterinary issue in New Zealand in 2001 has been the UK foot and mouth crisis.

Livestock products comprise about one third of New Zealand's total export receipts. Any entry of FMD into the country would immediately cause most of this trade to cease and thus have a devastating economic effect.

Widespread publicity of stock slaughter and destruction resulting from the UK FMD crisis brought home to the New Zealand farming sector the grim realities of coping with FMD.

The New Zealand government quickly moved to capitalise on the crisis by launching a publicity campaign, employing more quarantine officers and installing further X-ray machines at international airports. Public awareness of quarantine issues has been raised and all international passengers baggage is now x-rayed on entry to detect illegal importation of animal or plant material.

## Papua New Guinea

### Country Report - Papua New Guinea

*Dr. I. Puana*

*CVA Council Member and Chief Veterinary Officer, PNG*

#### Veterinary Services in PNG

##### Government Veterinary Service

A major reform within the Department of Agriculture and Livestock, resulted in the formation of the National Agricultural Quarantine and Inspection Authority (NAQIA) and the National Agricultural Research Institute (NARI). Both these organisations were carved out from the parent Department to provide quarantines and research functions, respectively under an autonomous semi-government system and function on the basis of fee-for-service system.

In the process, the veterinary services function was transferred from the Department to NAQIA. The Department is no longer responsible for veterinary services. NAQIA is the government veterinary authority in PNG and all matters relating to all animal health services including animal quarantine and health is vested in NAQIA. NAQIA is therefore the national competent certifying authority for all animal and animal product export from PNG.

The Veterinary Unit is incorporated into the Technical Services and Advisory Division of NAQIA and is headed by the Chief Veterinary Officer who is also the Chief Quarantine Officer (Animals). The Veterinary Unit is composed of Field Services and Laboratory Services.

The Field Service Unit is composed of 5 Regional Veterinary Officers; 5 Senior Animal Health Officers (SAHO) and 9 Animal Health Officers who are Meat Inspectors. The Field Service Unit also consist of 26 gazetted Stock Inspectors who are trained Livestock Officers employed by the Provincial Administrations and are located throughout the country. These officers are gazetted under the Animal Disease and Control Legislation and are responsible for reporting suspected "Notifiable Diseases" as well as participating in disease control and eradication program under the directives of CVO.

Similarly, there are also gazetted Meat Inspectors who are required to successfully complete training in

Animal Disease and Meat Inspection and Hygiene Stage 1 and 2 Courses, respectively, as a prerequisite requirement to qualify for a gazettal.

The Laboratory Services Unit composed of the National Veterinary Laboratory which has capacity to employ 3 veterinarians; 3 scientists; 6 technicians, the Laboratory Manager and support personnel. The laboratory is geared for diagnostic services in parasitology, pathology, serology, virology and also a fish testing laboratory specifically set up for export purposes. We have in place a mutual arrangement with AAHL for investigation of suspected exotic disease. The arrangement has proved very effective and workable. The current staff-on-strength is two veterinarians, one on part-time, one scientist and six technicians.

##### Provincial Animal Health Support

There are 19 provincial administrations in PNG. The provincial Division of Agriculture employs livestock officers who are trained and gazetted under the Animal Disease and Control Act as Stock Inspectors. These officers are responsible for the regulatory control of notifiable disease and animal movement control requirements in the provinces and they are answerable to Chief Veterinary Officer through the regional NAQIA veterinary offices. It is a statutory requirement that gazetted inspectors must report to CVO office any case of suspected exotic diseases. It is an offence not to report such incidences.

Similarly, the meat inspection services is structured accordingly. All major abattoirs are manned by resident NAQIA meat inspectors. Smaller slaughterhouses with kills less than 10 per week are manned by trained gazetted meat inspector who are either employees of the provincial administration or private inspectors who are employed on casual basis.

##### Private Veterinary Support

A number of veterinarians are also employed in the private sector. There are three veterinarians employed full-time in the poultry industry and in the beef and port industry veterinarians are involved on consultancy basis.

##### Disease Surveillance and Monitoring

Active and passive surveillance programs are routinely carried out and forms the basis of our monitoring program. Based on potential risk, a list of target diseases for surveillance is established from time to time depending on the changes in the disease status of neighbouring and major trading countries. Current list includes:

*Classical Swine Fever, Swine Influenza, Surra, PRRS, transmissible gastroenteritis, Porcine Aujaskies, Trypanosome Evansi, Blue tongue, Newcastle disease and Avian influenza.*

Active surveillance is in the form of: Sentinel herd monitoring system for pig, cattle and poultry species located at strategic locations in the country which are sampled at 3-month interval and joint Australian/Papua New Guinea plant and animal disease surveys which are carried out every two years. All animals in the surveys are clinically examined for disease other than that mentioned above. Passive surveillance is routine and very much rely on abattoir monitoring and field submissions from field officers and farmers alike. Laboratory investigations are carried out both in PNG and Australian laboratories, in particular, AAHL.

Due to lack of an established disease information system, data generated from laboratory and field diagnosis remain unprocessed and are manually kept and stored. Networking disease information is yet to be established, although a regional networking was attempted for all Pacific Island Countries (PANNIS) but its effectiveness is yet to be assessed.

There are vast disease information data generated from active surveillance activities since 1989 for major diseases which remain unprocessed. There is an urgent need for an animal health information system database to process this data for good usage. PNG would seek urgent assistance in this regard.

### Disease Control/Zoning System

There is some form of zoning schemes based on animal movement restriction that exist and is regulated. Movement is based on a permit system.

All animal movement from the PNG/Irian Jaya land border region to other parts of PNG is strictly restricted. Prior to movement animals are clinically examined for diseases and pending on outcome of this inspection, approval is granted by issuance of permit. Exception is the avian species as mentioned below.

For **Newcastle disease and avian influenza**; all avian species originating from the land border are or region require laboratory test to confirm negative prior to approval to move these species within the country. Papua New Guinea is free of the two disease and this restriction is intended to restrict potential spread if incursion from across the border does occur.

**Cattle tick:** Cattle tick (*Boophilus microplus*) is restricted to only certain provinces in the south. The entire north and highlands region is free of tick and tick-related disease like babesiosis and anaplasmosis. Cattle, deer, buffalo, horses, sheep and dogs originating from endemic areas are strictly restricted into free areas

and require initial quarantine confinement for inspection and treatment. Animals will only be permitted to be moved if the animals are cleared of the ticks.

**Buffalo fly:** Buffalo fly is restricted to and controlled in the northern region of the country. Cattle species intended for movement to the south region must be isolated and placed under quarantine for treatment and inspection prior to approval for movement.

All movement are subjected to inspection and certification prior to movement actually taking place.

### Disease status

All diseases listed on OIE List A Diseases do not occur in PNG; exception is detection of serological evidence of blue tongue virus. Serotypes 1, 3, 9, 15, 16 and 23 have been detected in PNG, however, no clinical disease has been reported nor diagnosed.

PNG submits disease status report regularly to OIE through the regional office in Tokyo.

PNG continue to maintain a relatively healthy disease status.

### Foods of animal origin for trade related issues

Papua New Guinea is generally an importer country in as much as foods of animal origin is concerned. About 60% of all food imports are of animal origin. Australia, Vanuatu and New Zealand provides all of fresh and frozen meat and live animal imports as well as much of the processed products. Processed products are also imported from Thailand, Malaysia, Indonesia, Denmark and Netherlands to name a few. Much of the domestic production is consumed locally. A small volume of animal products is exported to other neighbouring Pacific Island countries while volumes of fishery products and crocodile meat are exported world wide.

High risk animal products like live animals and fresh/frozen animal products are restricted from countries endemic with OIE List A Diseases, in particular, foot and mouth disease, classical swine fever, TGE, Newcastle disease and avian influenza and BSE are some of the major diseases of concern to PNG.

Trade with S.E. Asian countries has been a difficult situation for us as exporters are not complying with our import conditions and this is further exacerbated by lack of mutual quarantine arrangement between trading countries.

There is an urgent need for countries in the region to establish a networking of disease information and quarantine requirements of countries.

## Singapore

### Country Report - Singapore

*Dr. C.H. Giam*

*Regional Representative and CVA Council Member*

Singapore is an island-state with a land area of 700 sq. km and a population of 4 million. Ninety percent (90%) of the people are home owners. More than half its economy is in manufacturing, mainly electronics. Singapore has virtually no agriculture, but still has a relatively large veterinary profession.

The Primary Production Department, a department in the Ministry of National Development, was corporatised on 1 April 2000 to become the Agri-food and Veterinary Authority (AVA). As a statutory board, the AVA has more autonomy and flexibility to carry out its work. Its mission is

- \* To ensure a ready supply of safe food, and to safeguard health of animals and plants of Singapore. This includes safe and wholesome meat and meat products, fish and fish products, fruits and vegetables; and
- \* Be a centre of excellence for tropical agrotechnology services

AVA has a multi-disciplinary team. It has 4 divisions:

- \* Veterinary Public Health and Food Supply Division
- \* Animal and Plant Health Inspection Division
- \* Agrotechnology Division
- \* Corporate Services Division

Singapore imports all its food from countries able to meet its food safety standards set at international levels.

Import of farm produce is systematically checked to minimise contamination at source, e.g., farms. The measures imposed include a review of production systems, inspection and tagging consignments of primary produce to trace sources, inspection and accreditation of abattoirs and food processing establishments, and laboratory testing.

Australia, USA, New Zealand, Denmark, Canada, Malaysia, Argentina, South Africa and Sweden are some

of the countries exporting meat to Singapore. Only accredited establishments in these countries are allowed to export specific meat and meat products to Singapore.

#### The Veterinary Profession

The following extract is from the Singapore Veterinary Association (SVA):

"Career possibilities in veterinary science are many and diverse - even within the confines of Singapore. Of the nearly 100 veterinary graduates who are members of the SVA, approximately 30% are employed in clinical practice, some 10% in commercial enterprises, and the vast majority of the remainder are in government services".

#### Clinical Practice

This is perhaps the most familiar of the veterinary careers, as direct contact with the general public is routine. Veterinary surgeons, either in private practice or employed by organisations such as Singapore Turf Club, Zoological Gardens, Jurong Bird Park and Underwater World are involved in preventive medicine programs and the treatment of a variety of animal species.

Those veterinarians in small animal practice generally are presented with the more common domestic animals, such as cats, dogs, birds, fish, rabbits, and terrapins. These "general practitioners" are involved in all aspects of animal care, and encounter many different animal species and medical situations on a daily basis. They routinely and medically examine and treat these animals. They vaccinate them against preventable diseases, perform a variety of surgical procedures, assist to prevent disease transmission from animals to people and give advice to animal owners on how to maintain their pets as healthy and well cared for "family members".

Other veterinary surgeons in Singapore confine themselves to a single species or aspect of veterinary medicine such as equine, marine or zoo animal medicine. They are also involved in multi-discipline medical and surgical treatments of their patients. Given the relative small size of Singapore, it is likely that employment opportunities in these field would be limited, although there is often a demand for such services in other countries.

#### Agri-food and Veterinary Authority (AVA)

The AVA is the largest employer of veterinarians in Singapore. AVA veterinary surgeons have duties in a number of different areas, notably:

- \* the **Centre for Animal Welfare and Control** which enforces animal welfare standards, license dogs and pet establishments, investigates animal cruelty and nuisance cases and conducts education programmes on responsible pet ownership.
- \* the **Animal and Plant Health Inspection Division (APHID)**, where veterinarians work to safeguard health of animals (including birds and fish) by administering comprehensive animal health programmes to prevent and control disease of economic and public health importance. APHID regulates the importation of animals and plants, and provides laboratory and advisory services for the diagnosis, treatment and prevention of animal and plant diseases.
- \* **Veterinary Public Health and Food Supply** - veterinarians ensure that there is a continuous supply of quality and safe farm produce, through an integrated system of accreditation, inspection and testing. Meat, fish, fruit and vegetables imported into Singapore are subjected to stringent controls, which include accreditation of source laboratory testing for pathogens and chemical contaminants. These veterinarians are committed to safeguarding the public health of our population against exotic zoonoses and diseases that may be transmitted through the food chain.
- \* the **Agrotechnology Division** where veterinarians are employed in developing leading-edge tropical agrotechnology, farming systems and technologies, particularly in aqua-culture.

### Other Veterinary Career Paths

As there is no veterinary college in Singapore, the third "traditional" veterinary career of research and academia is relatively limited (although many opportunities exist in the Asia-Pacific region). However, graduates have found both career opportunities and business success in other fields.

Veterinarians may be found with large companies and multinational corporations involved in the manufacture and supply of pharmaceuticals, biological products (e.g., vaccines), medical and veterinary technologies, pet foods or specialised feeds for primary producers (e.g., fish, pig or poultry farmers). They may be employed in research and development, field trials, extension services or use their expertise in management positions.

The **2000 SVA Annual Conference** was held on the 10th-12th November at the Hotel Intercontinental Singapore. The theme for the year's conference was "**New Challenges of the 21st Century**". The SVA Annual General Meeting was held on Sunday the 12th November. Selected Papers from the SVA 2000 Annual Conference:

- \* **Genetically Modified Foods Of Plant Origin - An Update** - Dr Sushila K Chang
- \* **Stray Cat Sterilisation Project At Bukit Merah View** - Dr Lou Ek Hee
- \* **Diseases Issues and Production Systems in Modern Pig Farming** - Dr Mark Eastaugh
- \* **Management of Intervertebral Disk Disease in Small Animal Practice** - Dr Jean-Paul Ly

### Veterinary Titbits

#### Circus Ban

From 1 January 2002, travelling circuses with wild animals such as tigers, lions, and elephants, will not be allowed into Singapore. This restriction on travelling circuses is in the interest of public safety and animal welfare.

#### Microchip on Imported Dogs

From 1 May 2001, AVA will require microchip identification for all dogs imported into Singapore. Under this new requirement, all imported dogs must be implanted with a microchip in the country of export and have their identities certified by the veterinary authority of the exporting country.

Microchip identification will enable AVA to better ascertain the identity of the dog *vis-à-vis* its accompanying health documents. The health documents will have to indicate the microchip identification code of the dog besides certifying that the dog has been vaccinated, examined and found to be healthy and free from various dog diseases by a registered veterinarian before it is imported into Singapore. Singapore is free from dog diseases, such as rabies, which can pose a threat to the local dog population and can also infect humans. As the majority of dogs sold as pets in Singapore are imported, microchip identification will minimise the introduction of such diseases, which can have severe consequences in a dense urban environment like Singapore where there is close contact between people and dogs.

#### Cross Regional CVA Talk

The CVA Regional Representative for the UK/Mediterranean, Prof John Cooper and Mrs Margaret Cooper were guest lecturers at a special meeting hosted by the Singapore Veterinary Association on 2 May 2001. The Cooper discussed various aspects of veterinary and legal work with wildlife, with particular reference to their time in Rwanda with the mountain gorillas and their current projects in Uganda.

## South Pacific Commission

### Regional Animal Health Service

The Secretariat of the Pacific Community (SPC) is an inter-governmental organisation, which provides technical support to the 22 Pacific Island Countries and Territories in the region. Of the 22 countries served by SPC, 13 are members of the Commonwealth.

The SPC Regional Animal Health (RAHS), located in Suva, Fiji, was established in 1991 to provide support for regional animal health activities, including the provision of advice and expertise on animal health, livestock quarantine and veterinary public health, to Pacific Island countries, particularly those with limited access to veterinary skills. The RAHS also seeks to improve the skills of those working in animal health and quarantine through training. At present, the RAHS has 4 staff, 3 of whom are veterinarians - the Animal Health Advisor, Veterinary Epidemiologist, Animal Health Information Specialists and the Animal Health Training Specialist.

Emphasis has continued to be placed on the development of regional trade, through improved quarantine plus information exchange between participating countries and the establishment of the animal health status of countries through disease surveys. The establishment of the email "lists" CVONET and PACVET following the CVA Meeting in Port Vila has enabled the rapid exchange of information via the SPC list server.

The RAHS has also continued to operate as a "clearing house" providing technical backstopping in response to country requests for assistance with animal health and production issues.

To develop the relationship with the Commonwealth Veterinary Association, an MOU was signed on 31st January 2000.

### Specific Activities that have been addressed

#### Animal Quarantine

Draft import protocols for the importation of animals and animal products continue to be prepared in response to country requests.

#### Diagnostic Facilities

Import permits to facilitate the movement of pathological specimens in the region.

#### Disease surveys

Final reports of the surveys for Solomon Islands, Samoa and Tokelau have been published. Cook Islands, Kiribati, Tonga and Niue were surveyed previously.

Assistance has been provided to Fiji to demonstrate freedom from Newcastle Disease-Avian Paramyxovirus-1 in the commercial flock.

Leptospirosis continues to be the most important disease of public health significance as a growing number of countries report increasing numbers of human cases.

#### Animal Health Information

The FAO/SPC Animal Health Information Systems Project which commenced in April 1997 led to the establishment of the SPC Animal Health website - PANIS.

The RAHS also "hosts" a number of mailing lists, the most popular being PACVET with approximately 70 subscribers. PACVET forwards information received from OIE, ProMed and other sources on diseases outbreaks other matters of interest to animal health professionals in the region.

#### Clinical Services

Clinical services (diagnostic and surgery) continue to be provided annually to Tuvalu. Of some concern is the rising number of organisations and individuals who enter countries with the intention of providing clinical services, often without the knowledge of the government concerned. In some cases, such activities may have compounded dog control problems.

#### Animal Welfare

Animal welfare is an issue of increasing importance both regionally and internationally. Failure to address problems associated with animal welfare in the region contributes significantly to reduce productivity from domestic livestock and increased disease risks of both animal and public health significance.

The RAHS supported essay and poster competitions, with an animal welfare theme, for primary school children in Tuvalu and Niue. The competitions raised awareness among the children of the role of animal welfare in livestock production and disease prevention.

## Training

The major focus of RAHS has been the implementation of the PARAVET project. The secretariat has enabled the development of first module (Basic Animal health) of the distance learning programme. This module is almost complete and will be available for distribution later in the year.

A regional workshop on fertility in cattle and pigs was organised in collaboration with the CVA. A proposed workshop on OIE/WTO standards for trade in livestock and livestock products had to be postponed because of the political events in Suva and the resignation of the staff member responsible.

## Animal Production

The RAHS continued to provide support for animal production during country visits and in response to requests. A proposal to improve the productivity of subsistence pigs and poultry has been prepared for submission to ACIAR for funding. The project aims to increase the use of locally available ingredients in livestock feeds. Of particular concern is the impact of animal waste on the environment, particularly in atoll countries where livestock numbers, most notably pigs, are increasing.

Assistance was obtained from New Zealand to implement the Regional Apiculture Project Phase 1 (RAP 1). The project will lead to further development of apiculture in the region through quality assurance by facilitating access to both domestic and export markets.

## Legislation

Support has been provided to a number of countries with the revision of legislation and the preparation of new legislation. A draft Veterinary Surgeons Act has been prepared for Fiji.

## Animal Health Publications 1998-2001

- \* The Animal Health Status of Palau
- \* The Animal Health Status of Samoa
- \* The Animal Health Status of Wallis and Futuna
- \* The Animal Health Status of Tokelau
- \* The Animal Health Status of the Solomon Islands
- \* The Naughty Little Pig
- \* Animal Health Advisory Leaflets

## Future Directions

Priorities will be determined by the recommendations of this meeting however emphasis will be given to:

- \* Continued development of the PARAVET project
- \* The RAHS will continue to provide support to assist countries develop appropriate legislation and to establish their animal health status, to facilitate and increase regional trade in livestock and livestock products without the risk of importing exotic diseases.
- \* Providing assistance with disease surveillance and the investigation of specific animal health problems such as calf mortality and infertility.
- \* Address animal welfare issues in the region to improve livestock productivity and reduce the impact of the urban dog population.
- \* Funding will continue to be sought to extend the project to provide support to address specific zoonotic diseases which have been identified - leptospirosis, bovine tuberculosis, brucellosis, trichinellosis, *Angiostrongylus cantonensis* and Aujeszky's disease (pseudo rabies).
- \* Animal Production - proposals under consideration address the following areas:
  - use of locally manufactured feeds for pigs and poultry
  - implementation of the second phase of the Regional Apiary Project
  - reducing the impact of animal waste on the environment
  - organic livestock production
  - a review of the Animal Genetic Resources of the Region

## Tonga

## Country Report - Kingdom of Tonga

*Dr. Siosifa Fifita*  
CVA Council Member

### Introduction

This is a brief overview of Tonga Livestock Production and Animal Health Service, in relation to the theme of this year's Congress - "Veterinary Regulatory Medicine"; a theme that of course should reflect the importance of veterinary regulatory practice in providing healthy and safe environments for animal production and human living.

## Country Background

The Kingdom of Tonga comprises 170 islands in the Southwest Pacific, lying between latitudes 15° and 24° South and longitudes 173° and 177° West. There are 4 islands groups - Tongatapu, Ha'apai, Vava'u and the Niuas. The nearest countries are Fiji to the north-west; Samoa to the north-east, and New Zealand to the south.

The capital of Tonga is Nuku'alofa, with a population of about 28,899 people on the main island of Tongatapu. The population of Tonga is 100,000 increasing by 0.4% per year. The official languages are Tongan and English.

The main industries in Tonga are processing of agricultural produce, manufacture of foodstuffs and clothing. Major exports include squash pumpkins, vanilla, coconuts, root crops and fish. Imports are food (including fresh and preserved meat, flour, dairy products, sugar), cigarettes, textiles, fuel oils, machinery and transport equipment, building supplies and materials.

## Agriculture and Livestock

Tonga's main crops are coconuts, yams, taro, sweet potatoes, cassava, citrus fruits, bananas, vanilla, pumpkins, peanuts, tomatoes, watermelons and vegetables. Cattle, pigs, goats and poultry are the main livestock species, although numbers are relatively small.

## Livestock Numbers

Species	Estimated population
Horses	10,555
Cattle	9,318
Pigs	80,853
Poultry	263,318
Goats	13,939

There will be an agricultural census scheduled in October 2001, which will bring an update of the above figures.

## Animal Health Status

The last animal disease survey to establish the animal health status of Tonga, was undertaken in 1994 by a joint effort of the Tongan Government Veterinary Officer and the SPC Animal Health Adviser. Based on this survey, Tonga appears to be free of all the major diseases of livestock. From the public health point of view, leptospirosis and porcine brucellosis appear to

be the diseases of the most concern. Aujeszky's disease is also present in pigs (For details, please refer to the "Pacific Animal Health Information System" website (PANIS) at <http://202.0.154.4/PANIS>). Other diseases identified in 1994 disease survey include infectious bovine rhinotracheitis, mucosal disease/bovine viral diarrhoea in cattle; toxoplasmosis in goats; Aujeszky's disease and brucellosis in pigs; infectious laryngotracheitis, infectious bronchitis, infectious bursal disease, Marek's disease and fowlpox in poultry. While serological evidence of agents was found, the impact of these disease agents on animal production is poorly understood.

## Animal Health Structures

Animal Health Services is under the Livestock Division, which is one of the six divisions of the Ministry of Agriculture and Forestry.

The Ministry of Agriculture and Forestry started a restructure in 1997. It used to have 8 divisions, but now there are only 6 divisions but for the future, the plan is to have only 4 or 5 divisions.

Within the Livestock Division, the Principal Veterinary Officer, and the only veterinarian in the Ministry is in charge of its operation. There are 10 other staff in this Livestock team i.e., 4 staff classified as technical officers with agricultural diploma level; 2 livestock assistants and 2 general daily labourers, plus 2 staff doing administration activities.

## Disease Surveillance and Reporting

Disease reporting system is simple, as an animal owner with a problem contacts the nearest agricultural district extension office which will have a livestock extension officer to assess and treat the problem. If the problem is severe or beyond the livestock extension officer's experience, contact will then be made to the Veterinary Officer.

Tonga has significant problems with disease reporting. Firstly, there is little awareness of signs of diseases at farmer's level, thus so a disease often goes unrecognised and unreported. Secondly, there is insufficient trained animal health staff to investigate and report problems. The animal health services have only a single veterinary officer working at any one time, and there have been long periods without any veterinary expertise.

The meat industry is again simple and entirely domestic. Tonga's slaughterhouse is no longer operational and "background" slaughter is the usual and common practice. Meat inspection is the responsibility of the Ministry of Health, which also administer all food



industry under their Public Health Act; this Public Health Act needs review as its generally prohibits selling of food unfit for human consumption, without any details. Ministry of Agriculture and Forestry is working on developing legislation on agriculture products.

Meat inspection takes place on slaughter site or in the little local butcher market prior to selling. It has been recognised that there is a need to improve liaison between Ministry of Health and Ministry of Agriculture to improve public health issue.

Impact of diseases in Tonga is poorly understood. There is a need for more veterinary staff and for training. Employment conditions are such that it is difficult to attract and train professional staff.

Operation of animal quarantine and disease control programme is under the "Animal Disease Act" of 1978. The animal quarantine section of this act requires the implementation of a permit system for importation of live animal or animal products under the authority of the Ministry of Agriculture.

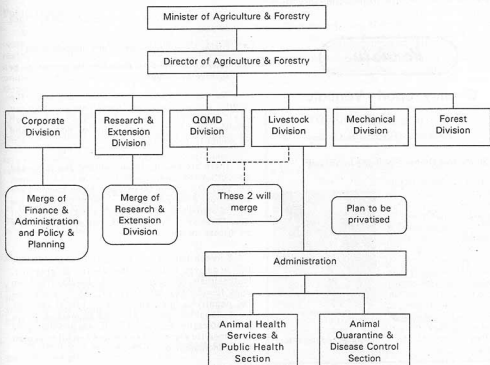
## Summary

The Ministry of Agriculture and Forestry under the Animal Health Services is looking at developing areas such as:

- \* disease surveillance and reporting
- \* animal quarantine and risk analysis
- \* exotic disease awareness and contingency planning

Because of limited resources and lack of access to diagnostic facilities, animal disease reporting will continue to be based primarily on field reporting of clinical signs of disease. This clinical surveillance can be enhanced through improved public awareness, training of field staff in recognition of major animal diseases and use of clinical reporting forms. To provide additional information, the clinical information can be supplemented by periodic disease survey.

Recent development in international trade through General Agreement on Tariff and Trade and the World Trade Organisation indicate the need for quarantine protocol to be transparent and based on sound scientific



principles, in general, attempt has been made to review legislation in relation to disease control and quarantine protocol.

Tonga as other Pacific Island Countries, enjoys a favourable animal health status due to its geographical location. This gives a distinct advantage for food security in the region since any livestock production-limiting diseases found in other parts of the world are not present. To protect this favourable status, it is important to promote an awareness of exotic disease risks and the consequences of their introduction. Various disease and quarantine awareness programs developed to reduce the risk of introducing exotic disease.

In the event of an exotic disease incursion, Tonga, will have difficulty in mounting an effective control program. This is related to the fact that resources would be the limiting factor, and this will be in addition to organisational problems and legislative shortcomings, would prevent a prompt, effective response. To address this issue, training workshops have been held in trying to design an exotic disease response plan for Tonga, with assistance from experts from Agriquality New Zealand as consultant.

## Vanuatu

### Country report - Vanuatu

*Dr. G. Struthers*

*Principal Veterinary Officer, Republic of Vanuatu*

#### Veterinary Regulatory Medicine in Vanuatu

The Government Veterinary Service in Vanuatu consists of three veterinarians; two based in Port Vila, the capital and one at Luganville, on the island of Espiritu Santo. There is a husband and wife team of veterinary surgeons in Port Vila who run a small animal clinic and do some horse clinical practice. Therefore, for most of the islands of Vanuatu, the Government Veterinary Service provides both clinical and regulatory services.



*Dr G Struthers*

Vanuatu is a small country of some eighty islands of which sixty are inhabited. The islands are derived from volcanic activity with rich soils and a mild semi-tropical climate which is ideal for growing pastures and garden crops.

#### Regulatory Services provided by the Veterinary Service

##### Disease Control

Vanuatu is free of all OIE (Office International des Epizooties) List A Diseases and most serious List B Diseases. There has been an on-going eradication scheme for tuberculosis (TB) and brucellosis since the mid 1980s, combining field test and abattoir inspection. There have been no confirmed cases of either disease since 1993 and only a few isolated herds are still to be tested. I am hoping to be able to declare Vanuatu free of ATB and brucellosis according to OIE standards by the end of this year.

##### Disease Surveillance

In order to be credible in international markets, we have developed a surveillance system to:

- \* encourage early reporting of disease by stock owners
- \* enable a quick response to any disease report
- \* conduct surveys to establish the presence or absence of disease

We have developed extension materials - flip charts, videos, poster and pamphlets - so that our staff can hold village meetings and teach stockowners to recognise signs of diseases and to whom to report to.

There are twenty-three sentinel farms spread throughout the country which are visited two times per year. On one of these visits blood samples are taken from a representative number of cattle and the serums stored in a serum bank at the laboratory in Port Vila. These sera are used to do retrospective studies on disease incidence.

Surveys have been conducted on bluetongue (all negative, although the vector is present), leptospirosis (serovars canicola, hardjo, the main ones found), EBL (all negative), Johne's disease (all negative), and salmonella in faecal samples from slaughter cattle. All large properties (more than 500 cattle) are visited each year and the cattle examined for signs of disease and condition scored as an indication of nutrition.

The database records all disease testing done and any disease conditions found. It also keeps a record of the numbers of animals present including cattle, horses, pigs, sheep, goats, poultry and dogs.

## Australia

### Import Controls

All animals or animal products require an import permit signed by a government veterinarian. Animals and genetic material are subject to import protocols that were developed using risk analysis methods as outlined in the OIE code.

### Export Certification

One of Vanuatu's major exports is beef. The veterinarians and meat inspection staff at the two export abattoirs ensure that the products meet international hygiene standards and the standards set in the local Meat Act. A lot of effort has been put into improving abattoir systems and physical structure to be able to meet the standards required by our importing countries. A part of our job is to negotiate the entry of animals and animal products into potential new markets.

### Public Health

Meat inspection at the abattoirs is part of our work which is extended into retail butchery and restaurant inspections. Recently our meat inspectors and veterinarians have been appointed as inspectors under the Food Act administered by the Health Department.

Last year an extension programme was conducted in the villages of the main island of Efate. Rats were caught and euthanised to demonstrate the presence of the rat lungworm, *Angiostrongylus cantonensis*, the larvae of which can accidentally affect humans, resulting in a fatal eosinophilic meningitis.

Surveys to ascertain whether Japanese encephalitis or trichinosis are present in pigs are planned and extension of the leptospirosis survey into dogs and rats is also planned.

### Reporting

Vanuatu is a member of the OIE and as such is bound by the reporting requirement of the organisation. Reports on the animal disease situation in Vanuatu are sent to the OIE headquarters in Paris every month and to the regional office in Tokyo quarterly.

Vanuatu is a boring place in terms of clinical diseases. We plan to keep it that way.

## Country Report - Australia

*Dr. David Banks*

*CVA Council Member*

There has been no change in Australia's animal health status since the last report to CVA in Vanuatu in October 1999. In that report, it was noted that Australia had suffered an outbreak of virulent Newcastle disease, caused by a mutated form of an endemic lentogenic strain of NDV. Eradication was achieved by destruction of all infected flocks and disinfection of the premises, followed by re-stocking with closely monitored sentinel birds.

**Sydney 2000 Olympic Games** - In what was the largest single group of horses to ever enter Australia, the 216 equine athletes arrived on six charter flights, underwent quarantine, competed in the games and then left without any major animal health incident.

Since the beginning of the FMD outbreak in Europe, Australia has sent 126 veterinarians and livestock officers to the UK to assist with the eradication campaign. From their reports it was clear that Australia needed to re-think many of its current contingency plans to ensure that an outbreak similar to that occurring in Europe could be rapidly contained.

### Producing Paper From Pachyderm Dung

At Maximus (Private) Limited, Sri Lanka, three entrepreneurs have pioneered and patented a unique process to recycle elephant dung. The eight elephants there never had their diet and discharge so minutely monitored.

"Look at this", says Thusitha Ranasinghe, one of the partners, proffering a sheet of paper the colour of milky coffee. "This paper is made from the dung of an elephant which ate palm tree leaves". A lighter, straw-coloured leaf of paper is the end result of a meal of coconut fronds. Scrutinising the pulp can also divulge the elephant's age. The older the animal, the less it can chew, so the paper is less fibrous.

They remind customer that each ton of paper made using alternative material save 15 to 20 trees and every 10 kg of waste produces 80 to 100 sheets. Maximus itself uses the paper for card, boxes, tote bags and writing paper.

- Times of India

## Boosting Investment In Crops And Fishing - Private Sector Participation Low

Agriculture Minister Datuk Mohamed Effendi Norwawi inaugurated the biggest Livestock Technology Show in Malaysia — The Livestock Asia 2001 Exhibition and Forum — at The Mines Exhibition Centre in Seri Kembangan, Kuala Lumpur, Malaysia.

At the same time, he also opened the 13<sup>th</sup> Veterinary Association Malaysia (VAM) Congress, the Commonwealth Veterinary Association Australasia/Oceania Symposium and the National Agrifood Conference.

Mohamed Effendi said, "with the involvement of these large corporations in the two sectors, it would benefit them in having the needed capital, managerial expertise and entrepreneurial capacity".

He also said the level of private sector participation in the two sectors was still low, at below 50 per cent compared with around 90 per cent in the livestock and poultry industry.

The livestock/poultry sector contributed RM 5.5 billion to the nation's gross domestic product



*Mohamed Effendi (left) looking through the livestock directory after opening the Livestock Asia 2001 at the Mines Exhibition Centre, Veterinary Services Director-General Datuk Dr Mohd Nordin Noor (middle). With them is Tan Sri Ahmad Mustafa Babjee, Executive Chairman of AMB Exhibition Sdn Bhd, the event organiser.*

last year and this is projected to reach RM 10 billion by 2010.

The industry is expected to provide 400,000 jobs.

About 200 companies from 21 countries exhibiting the latest technology for livestock production, feed milling, meat processing and handling participated at the four-day Livestock Asia 2001.

### Awards For Meat, Poultry Industry - Recognising Outstanding Contribution

Five major livestock leaders were selected as winners for the First Malaysian Livestock Industry Awards.

They were Leong Hup Holdings Bhd which won two categories — the *Industry Achievement Award for Organisation* and *Outstanding Breeder Farm Award* — and Ayamas Food Corporation Bhd, which won the *Outstanding Broiler Farm Award* and *Outstanding Meat Processor Award*.

The other winners were Malayan Flour Mills Bhd (*Outstanding Feed-miller Award*), Consolidated Farms Bhd (*Outstanding Layer Farm Award*) and Sinmah Food Industries Sdn Bhd (*Outstanding Product Innovation Award*).

The *Industry Achievement Award for Individuals* went to Dr V Raghavan, Technical Manager, Sin Heng Chan Group.

Organised by Livestock Asia 2001, and in cooperation with the Veterinary Services Department, the awards recognise the contributions and achievements of individuals and organisations to the livestock and meat processing sectors.

It is co-organised by Asia's leading trade publication, *Asian Poultry*.

New Straits Times, August 27, 2001

## Canada Caribbean

### Obituary

#### Dr Val Mohabir

Dr. Valentine Mohabir, was born in the West Coast Berbice town of Plantation in the cooperative Republic of Guyana on 10th September 1936.

He first enrolled at the Imperial College of Tropical Agriculture, Trinidad pursuing studies in Plant Pathology and later he went to Canada to Ontario Veterinary College in Guelph, Ontario and then to the University of Zurich in Switzerland. Dr Mohabir graduated at the age of 21. He worked in the Ministry of Agriculture in Trinidad and Tobago, stationed in Tobago and later came to Trinidad in 1970 and established his own private practice in St. Augustine called the Blue Cross Animal Hospital. There he was to be for the next 31 years of his life until last month when he retired from active work and went to Barbados.



Dr Mohabir was a staunch supporter of the Commonwealth Veterinary Association, having served as Regional Representative for one 4 year term and was recently re-elected to a second term. He had many ideas on how to advance the objectives of CVA within the Caribbean and was especially interested in finding ways to assist students.

Dr Mohabir was also involved in the Trinidad and Tobago Branch of the Caribbean Veterinary Association; the Trinidad and Tobago Racing Authority and Rotary. Dr Mohabir had several outstanding traits. He was very outspoken and would never attend a conference and be silent. You always knew that he was present because he always had something to say - be it controversial or otherwise.

He leaves behind his wife Carol and children Benjie and Indira, mother Dorris, brothers Vincent, Winston, Albert and Vibut, as well as his only sister Grace and only grandchild Natasha.

Dr Mohabir will be missed by his many friends and colleagues.

### People In The News

Dr Robert W Coppock, senior research scientist with the Alberta Research Council (ARC), was elected vice president of the Society of Toxicology's Comparative Veterinary Speciality Section (CVSS) at this year's annual toxicology meeting in San Francisco.



Approximately 4500 scientists from Canada, the United State, and other countries belong to the CVSS, which promotes the acquisition of knowledge in toxicology for the protection of human and animal health. Dr Coppock and his team are recognised worldwide as leaders in the toxicology of oil and gas field substances and their impact on animal health.

Can Vet J, Vol 42, August 2001

### New President of CVMA

Dr Michael Baar has been elected as the 55th President of the Canadian Veterinary Medical Association at its meeting in Vancouver. He replaces Dr Darcy Shaw.



Can Vet J, Vol 42,  
September 2001

### Third Pan Commonwealth Veterinary Conference

The Third Pan Commonwealth Veterinary Conference scheduled to be held at Renaissance Jamaica Grande Resort, Ocho Rios, Jamaica, West Indies from Nov. 3rd - 8th, 2002 has been cancelled.

# East, Central and Southern Africa

## Mauritius

### South-South Cooperation

#### Indo - Mauritian Technical Collaboration

India and Mauritius have always enjoyed harmonious relationship because both countries share lots of commonalities and India has always played a big brother role in strengthening bilateral co-operation. This friendly link has grown with time and much exchanges takes place at all levels and in various discipline between both countries.

In the field of Agriculture, Indian Technical and Economic Cooperation (ITEC) experts have been sent to serve and help boost up the production sector. At the Division of Veterinary Services, Reduit, five experts of international repute have come to serve in different disciplines over the past three years.

1. Dr Harish Kalra, Veterinary expert in Artificial Insemination came to Mauritius to help in the AI Sector. He has worked closely along with local veterinarians and technicians in the field and at the AI Laboratory. Dr H Kalra returned to India after having successfully completed his term of contract in Mauritius.
2. Dr B N Sharma, Veterinary expert in Artificial Insemination came to Mauritius along with Dr Kalra and it was a team approach that had to be deployed in the field at National level to set Artificial Insemination on a sound footing. Dr Sharma has contributed a lot to help the AI and infertility problems. Dr Sharma is still at post.
3. Prof R N Srivastava, Virology Expert, was deputed to Mauritius with a specific aim to set and develop the virology section of the Animal Health Laboratory. He has contributed enormously in the isolation, identification, serotyping of local strains of Infectious Bursal Disease (IBD) virus from clinical cases and development of tissue culture based IBD



*Indian Technical Experts with CVA Regional Representative Standing (L-R): Prof R N Srivastava and M R Jaumally Front row (L-R): Dr K Dua, Prof H C Sharma and Dr B N Sharma*

vaccine. He has developed innovative methods for the diagnosis of viral diseases of livestock. He is also very active both socially and professionally within the circle of the MVA where he has contributed in the preparation of the Millennium Souvenir Magazine. Prof Srivastava has during his stay animated regular scientific lectures to the need of the Veterinarians and technicians of the DVS. Prof. Srivastava has contributed in a few scientific papers and is presently at post in Mauritius.

4. Drs. K Dua and B N Sharma are specialists in Veterinary Medicine and they had a specific role of revigorating the veterinary staff in the field. Their stay was short but during the four months stay, both experts have performed an extremely good job and have within this period of short time discovered a new protozoal disease never diagnosed in Mauritius. They have also animated technical talks for the staff of the MoA.

## Mauritius Veterinary Association Elects New Executive Body

The Mauritius Veterinary Association held its Annual General Meeting - on the 31st August 2001 at the Gold Crest Hotel. A new executive body was elected for the session 2001-2002. The following members have been nominated to the following positions:-

**Chairman** Dr V B Groodoyal  
**Secretary** Dr S Gya  
**Treasurer** Dr D Meenowa

**Members** Dr R Veerappa  
 Dr R Kailayssur

**CVA Coun.** Dr V B Groodoyal  
**WVA Rep.** Dr D Ramchurn



*L-R: Drs R Veerappa, V B Groodoyal, S Gya, R Kailayssur, absent Dr D Meenowa*

The new chairman, in his inaugural speech thanked everybody present for this vote of confidence and promised that he would continue in line with the work already started by the previous committee.

He also thanked the past Chairman for the good work performed.

### Malawi

## Malawi Veterinary Association - Update

The CVA Councillor for Malawi has new address.

**Dr Patrick B. Chikungwa**  
 Karonga ADD  
 Private Bag 04  
 Karonga, Malawi.

**Tel:** (09) 265 362 299 (Office)  
 (09) 265 362 458 (Home)  
**Fax:** (09) 265 362 251 (Office)  
**Email:** SFDP-karonga@malawi.net

The Malawi Veterinary Association completed another very active year of activities and at its Annual General Meeting on 27th July 2001 elected a new Executive as follows:

Dr G W Wanda - **Chairman**  
 Dr K Malunga - **Secretary**  
 Dr J Chulu - **Treasurer**  
 Dr P B Chikungwa - **CVA Councillor**

The Association increased its membership with three newly qualified veterinary surgeons from the University of Zimbabwe joining the Association and being made very welcome.

### LAUGH

Patient: "Doctor, I have a split personality".

Psychiatrist: "Nurse, bring in another chair".

Capsule, July/Sept 2001

## Uganda

### CVA Regional Representative Meets Uganda Veterinary Association

On a recent visit to Uganda, primarily to teach at Makerere University, Prof John Cooper, CVA Councillor for the United Kingdom and Regional Representative for UK/Mediterranean, met the President and Executive of the Uganda Veterinary Association (UVA).

It is hoped that closer links can be developed between the UVA, the British Veterinary Association and the CVA. Such meetings and the collaboration are an excellent example of the role that the CVA plays in bringing members of the profession together in different parts of the world.



*Prof Cooper with members of the Uganda Veterinary Association*

## South Africa

### New President of SAVA

Dr Gary Bauer has been elected the new President of South African Veterinary Association. He replaces Dr Gerry Swan.



- *A timid person is frightened before a danger, a coward during the time, and a courageous person afterwards.*

*- Jean Paul Richter*

- *The end of understanding is not to prove and find reasons, but to know and believe.*

*- Thomas Carlyle*

## Namibia

### 18th Scientific Congress

The 18th Scientific Congress of Veterinary Association of Namibia was held on 18th-19th October at Swakopmund, Namibia. The Scientific sessions included topics on communal small stock, herd health and husbandry by Prof N Donkin, Namibian Socio-Economic Studies by Dr Otto Zapke, Clostridial disease syndrome by Prof G Bath and Overview of the Namibian small stock market by Mr P Augo. The Annual General Meeting of the Veterinary Association of Namibia was held on 19th October under the chairmanship of Dr Diethardt Rodenwoldt, President of Veterinary Association of Namibia.



## SAVA AGM and Award Evening

The Annual General Meeting of the SAVA took place on Saturday 29<sup>th</sup> September at the Volkswagen Conference Centre, Midrand. The AGM was followed by the Gala Awards and Dinner Dance.



*Clinical Award: Awarded to Dr Gary Eckersley  
Dr. Gary Eckersley sharing the moment with Dr Rene Jeanes*

After the opening, the guest speaker, Deputy Minister of Agriculture, Advocate Dirk du Toit was welcomed. His speech was followed by the Awards presentation. The **Honorary Life Vice Presidency** was awarded to Dr BL Romberg. Mr Stuart Yaffe from Lakato, presented the **Presidents Award** to Dr PC Ardington, Dr Jeremy McKenna presented the **Clinical Award** to Dr GN Eckersley. Dr S T Cornelius was honoured by the **Young Veterinarian of the Year Award**, presented by Dr Alan Kloeck of Intervet. The **Boswell Award** for this year was awarded to Dr ML Penrith.

After a superb main course and dessert, the handing over of the presidency took place. In his speech



*Young Veterinarian of the Year: Awarded to Dr Steve Cornelius  
Pictured: Dr and Mrs Cornelius*

Prof Gerry Swan gave an overview of the high and lowlights during his term and thanked his colleagues in Council, at the Association, the Faculty and in private practice, as well as his wife Lina, for their support and encouragement. Dr Gary Bauer took over the Presidency for the next two years.

Vet News, October 2001.



*Boswell Award: Awarded to Dr Mary-Lou Penrith  
Pictured: Dr and Mr. Penrith*



*Presidents Award: Awarded to Dr Peter Ardington  
(Award sponsored by Lakato)  
Pictured: Dr Peter and Mrs Margaret Ardington*



*Honorary Life Vice President: Awarded to Dr BL Romberg  
Dr BL Romberg receiving the award from Prof Gerry Swan*



*Dr and Mrs Gary Bauer - new President of the SAVA*

## West Africa

### Sierra Leone

#### Equality For Women And Men In Sierra Leone

The Independent Gender Commission would report directly to the Office of the President, and would assist the Ministry of Social Welfare, Gender and Children's Affairs in promoting and protecting the rights of women and children, and ensuring that gender equality is implemented in post-conflict reconstruction programmes.

- Commonwealth Currents, 2001



*Shirley Gbojama, Minister of Social Welfare, Gender and Children's Affairs, Sierra Leone (right), met with officials at the Commonwealth Secretariat's London headquarters in late June. With her is Dr Ransida Baksh-Sooden of the Secretariat's Gender and Youth Affairs Division, who was on the Secretariat's organising team for the workshop*

#### Bevy Of Beauties To 'Bare All For Bovines'

The People for Ethical Treatment of Animals (PETA) has announced an unusual form of demonstration in front of the White House on 6th Dec. 2001: a strip show of sorts. Exposing (no pun intended) themselves to Washington's chilly weather at this time of the year, "an international bevy bovines;" with a banner reading: "We'd rather bare skin than wear skin". That banner is all they would wear during the demonstration, a PETA press release said.

PETA member from France, India (to be represented by Poorva Joshipura), Russia and the US will brave the chilly weather in the nation's capital and urge shoppers to practise nonviolence and goodwill to all, remembering how animals are killed for their skins.

Stripper-for-a-cause Poorva Joshipura, representing India said about the proposed demonstration: "We are exercising our right to bare arms, legs and the rest of our bodies to defend animals. People who have had enough of violence may wish to turn away from leather this holiday season".

The "peep show", said the press release "is part of a campaign to educate consumer about the suffering of cows and other animals in transport and at the slaughterhouse, where they suffer simply to be made into leather coats, pants and shoes! Much of the leather sold in the US comes from overseas where cows endure violent beatings and suffer wounds and broken bones from extreme overcrowding in transport trucks.

- Times of India

## U.K. Mediterranean

### New President of BVA

Mr Andrew Scott was elected President of the British Veterinary Association at its AGM on October 7th 2001.



*Mr Andrew Scott, elected President of the BVA at its annual general meeting on October 7.*

Mr Scott was born into an established fen farming family in 1941, and in his early years quite expected his future would be in farming. He developed an early interest in the stock side of the farm and his interest was developed while 'seeing practice' with Alec Nobel in March, Cambridgeshire, in the late 1950s, and then during training at the Royal Veterinary College. He met his wife, Ann, during this period and they married just before his final year at the RVC, from which he qualified in 1965. They have three children and three grandchildren. He worked initially for three years in large animal practice in Towcester where his interest in farm animal practice continued. He then moved to a mixed practice near Maldon in Essex where he has since remained. He became a partner in this practice in 1972, and has owned the practice since 1985.

The Veterinary Record, October 13, 2001

### A Path From Past To Present

The Borough of Cryodon recently honoured a former local veterinary practitioner by naming a public walkway after him. A nameplate designating Thomas Turner Path, which links George Street and Park Street in the Central Cryodon Conservation Area, was erected at a ceremony on August 23. It acknowledges the achievements of Mr Thomas Turner, who lived from 1800 to 1859 and was in practice with his brother, James, at 27 George Street and became the first President of the Royal College of Veterinary Surgeons.



*Thomas Turner (1800-1859)*

The Veterinary Record, September 8, 2001

### New BVA Officers



*L to R: Dr Tony Little, Mr David Tyson, Mr Andrew Scott, Mr Peter Jinman and Mr Tim Greet*

The new BVA officers at the AGM were Dr Tony Little (Vice President), Mr David Tyson (Past President), Mr Andrew Scott (President), Mr Peter Jinman (Senior Vice President) and Mr Tim Greet (Junior Vice President).

- *It takes your enemy and your friend, working together, to hurt you to the heart; the one to slander you, and the other to get the news to you.*

*- Mark Twain*

## Abstracts

### PCR-Based Diagnostic Test For Progressive Retinal Atrophy In Cardigan Welsh Corgis

A rapid allele-specific polymerase chain reaction test was developed to detect the mutation in the cyclic guanosine monophosphate phosphodiesterase alpha subunit gene that causes the *rcd3* form of progressive retinal atrophy in Cardigan Welsh corgis. In tests of 500 corgis, 457 were homozygous for the normal allele, 43 were heterozygous for the mutant allele. The test makes it possible to continue to breed from carriers of the *rcd3* gene while ensuring that no *rcd3* homozygotes are produced, and to eliminate the mutant gene from the breed over a few generations without significantly limiting the gene pool available for breeding.

PETERSEN-JONES, S.M. AND ZHU, F.X. Development and use of a polymerase chain reaction-based test for the causal mutation of progressive retinal atrophy in Cardigan Welsh Corgis. *American Journal of Veterinary Research*, 63: 841-846, 2000.

### Glucose Tolerance Testing In llamas And Alpacas

Five adult female llamas and five adult gelded alpacas were given a single intravenous infusion of 0.5 g glucose/kg bodyweight. For the first 15 minutes after the infusion, the mean serum concentration of glucose in the llamas was higher than in the alpacas, and in both species it remained above base-line levels for 180 minutes. There were no significant changes in the concentration of lactate or cortisol, but in both species the concentration of non-esterified fatty acids decreased 30 minutes after the infusion. The baseline concentration of insulin was less than 6 mU/litre in both species and it did not change significantly in the alpacas and increased only to 10.1 mU/litre in the llamas. Both species cleared glucose more slowly than other domestic animals, mainly because of a weak insulin response and slow cellular uptake. These slow responses may make them prone to diabetes-like disorders when their diets contain high levels of glucogenic materials.

CEBRA, C.K., TORNQUIST, S.J., VAN SAUN, R.J. AND SMITH, B.B. Glucose tolerance testing in llamas and Alpacas. *American Journal of Veterinary Research*, 62, 682-686, 2001.

### 'Battered Pets': Munchausen Syndrome By Proxy

Among 448 cases of non-accidental injury to small animal pets, nine cases of Munchausen syndrome by proxy were identified. They were characterised by several combinations of factors, including attention-seeking by the owner, real and apparent clinical signs, deliberate injury, abnormal biochemical profiles, serial incidents, interference with surgical dressings, recovery after separation from the owner, and 'veterinarian shopping' by the owner. All of these features also characterise the treatment suffered by children who are victims of Munchausen syndrome by proxy. One of the cases involved serial attempts to poison other animals and a child.

MUNRO, H.M.C AND THURSFIELD, M.V. 'Battered pets': Munchausen syndrome by proxy (factitious illness by proxy). *Journal of Small Animal Practice*, 42: 385-389, 2001.

### Oral Treatments for Diabetes mellitus in Dogs and Cats

The value of five classes of oral hypoglycaemic drugs and two trace elements used to treat diabetes mellitus in people is assessed for treating the disease in dogs and cats. Sulphonylurea drugs stimulate the secretion of insulin and have been used successfully in cats but not dogs. Preliminary studies of metformin, a biguanide, in cats have been disappointing. The kinetics of the insulin-sensitising drugs, the thiazolidinediones, have been studied but no clinical trials have been reported. The alpha-glucosidase inhibitor, acarbose, improved the control of glycaemia in dogs, but its effects in cats have not been reported. Chromium picolinate did not have a beneficial effect in dogs, but vanadium has helped to control glycaemia in cats.

NELSON, R.W. Oral medications for treating diabetes mellitus in dogs and cats. *Journal of Small Animal Practice*, 41: 486-490, 2000.

## General Articles

# Socio-Economics Of Small Ruminant Production In Donkorkrom, Afram Plains, Ghana

*R.W. Nichols III\* and A.N. Akunzule\*\**

### 1. Background

Donkorkrom is the capital of the Afram Plains District of Ghana. In this town live a little over 6,000 of the 143,020 residents of the Afram Plains, which is cradled between the Volta and Afram River. Because of this geographical location, motorized vehicles may access the district only after crossing either river on one of two pontoon boats. The vast majority of Afram Plains roadways are unpaved and washouts during the rainy season (June - August) severely deteriorate them.

Though economically underdeveloped, the fertile soil of the Afram Plains produces more than enough food to feed its inhabitants. However, other goods are expensive and people struggle to pay for such necessities as school fees and hospital bills. Because of this financial hardship, many people rear small ruminants as a means of supplementing their household income.

In each summer since 1998, a student from Cornell University's College of Veterinary Medicine has worked with small ruminant farmers in the Afram Plains. Their travel has been made possible by the College's Expanding Horizons Program.

### 2. Materials and Methods

Oral interviews were conducted with small ruminant farmers at their homes. The interviews were focused upon the completion of two separate surveys, each of which usually led to a more-detailed discussion of some aspect of animal rearing and/or marketing practices. Visits were also made to the Donkorkrom slaughterhouse, the butchers' quarters at the Donkorkrom market, the Donkorkrom Presbyterian Hospital, livestock farmers in Garu in the Upper East Region, and to a livestock market in Accra, the capital city of Ghana. Unfortunately, most of the small ruminant farmers cannot speak English.

This situation necessitated the use of an interpreter. The same interpreter was used for all of the visits, but some information and understanding was inevitably lost during the translation process. Complicating the data collection process was the fact that not one interviewee had any form of documentation regarding their animals, so the information gathered has a somewhat subjective and qualitative nature. The conclusions drawn are largely based upon the rough estimates provided by the farmers. Nevertheless, the interviews helped the study to understand the conditions of small ruminant rearing and marketing in Donkorkrom and the resulting quantitative data are useful.

### 3. Findings

Different types of data were recorded on the household income and expenditure, management systems and marketing of small ruminant farmers

#### 3.1 Interviews with farmers

The data presented are averages obtained from interviews from small ruminant farmers. Values in parentheses indicate the number of farmers interviewed in order to obtain the associated average. Cedis values are expressed in thousands with a "K". (1 USD = 7,000 cedis, May 2001).

*Yearly household income (not including livestock sales): 2,025K (33)*

*Yearly school fees: 418K (37)*

*Yearly income from livestock sales: 248K (57)*

*Combined value of sheep: 582K (59)*

*Combined value of goats: 360K (59)*

*Amount spent on animal pen construction: 100K (37)*

*Value of livestock investment, not including vet. care: 1,042K*

\* Cornell University, USA

\*\* Veterinary Services Department, Ghana

Estimated loss in average disease outbreak:  
315K (37)

Yearly veterinary care expenditure: 81K (37)

Combined value of animals (sheep plus goats):  
942K

Amount necessary to open a bank account at  
Afram Rural Bank, Donkorkrom: 50K

% of animal value sacrificed in order to open a  
bank account: 5.3% (50K/943K)

Table 1: Management practice of small ruminant  
farmers

Type management practice	Farmers using practice (%)
Have no a bank account	73
Keep records of herd information	14
Keep records of personal income	19
Practice some form of selective breeding	32
Separate their sheep and goats	64
Provide food and water to their animals	95
Have an isolation area for sick animals	7
No enough money for frequent veterinary care	65
Fail to obtain any form of preventative medicine	71
Farmers who have had an outbreak within the last two years	73
Animals lost during average disease outbreak	34

*N=37 farmers, but the interviews were not conducted with the same farmers of 34, but with different farmers up to 37. Responses to the management practice were expressed as a percentage.*

### 3.2 Interviews with butchers

The data presented below were obtained from interviews with four butchers in Donkorkrom. Values in parentheses indicate number of butchers interviewed to obtain the corresponding average. Cedis values are expressed in thousands with a "K". (MG = male goat, FG = female goat, MS = male sheep, FS = female sheep).

Average price of animal purchased from farmer

MG : 82.5K (4)  
FG : 62.5K (4)  
MS : 96.7K (4)  
FS : 92.5K (4)

Average profit/animal

MG : 36.0K (4)  
FG : 37.5K (4)  
MS : 40.0K (4)  
FS : 39.0K (4)

Profit as % of purchase price

MG : 43.6%  
FG : 60.0%  
MS : 41.4%  
FS : 42.1%

% reduction in farmer's price when farmer approaches butcher to sell

MG : 28% (3)  
FG : 29% (3)  
MS : 17% (3)  
FS : 23% (3)

Price of one pound of meat at Donkorkrom market: 6K

Price of one pound of meat at Accra market: 3.75K\*

\* value was obtained in Accra, not from Donkorkrom butchers

Table 2: Top ten causes of admission to hospital

Cause for Admission	Contribution to cause (%)
Malaria	48.5
Accidents	14.4
Eye problems	9.5
Malnutrition	7.1
*URTI	7.1
Gynaecological	4.8
Skin disease	3.9
Diarrhoea	3.8
Worm infestation	3.3
Hernia	0.8
<b>Total</b>	<b>100</b>

Source: Donkorkrom Presbyterian Hospital, 2000

\*URTI-Urinal tract infection

Table 3: Top five causes of death at hospital

Causes of death	Contribution to causes of death, %
Malaria	39.3
Anaemia/malnutrition	27.8
URTI	19.6
Diarrhoea	9.8
Meningitis	3.2

Source: Donkorkrom Presbyterian Hospital, 2000

### 4. Analysis of results

1. Farmers do not diversify their investments
2. Farmers do not obtain preventative care for their animals
3. Low demand for meat

## 5. Discussion

### 5.1 Farmers do not diversify their investments

Farmers sell their livestock under three conditions: when they need money to pay for school fees, hospital bills, or to purchase gifts during holiday seasons. For farmers who do not have bank accounts (73%), the only means of acquiring money at a time of emergency is to sell livestock. Unfortunately, because a farmer is forced to sell at these occasions, the farmer is in a weak bargaining position with the butcher and inevitably must accept a price lower than what he would otherwise obtain. In fact, price reductions range from 17 to 29 percent.

The most common reason provided for not having a bank account was "not enough money". On the contrary, the farmers do possess the resources to open a bank account. For example, the average price of a male goat is 65,700 cedis; if a farmer sold just one of them, he would then have more than enough money to open a bank account. In fact, the 50,000 cedis necessary to open a bank account amount to just 5.3% of the average farmer's cumulative livestock value.

By investing solely in livestock and failing to attain any other tangible form of savings, a farmer places himself at serious financial risk because of the high frequency of livestock disease outbreaks. More than one interviewed farmer had lost his entire herd during a recent disease epidemic; at such a time a farmer with no bank account is left with literally no access to money in an emergency. Seventy-three percent of all farmers have had an outbreak in the past two years and the average outbreak claims 34% of a herd. Opening a bank account diversifies a farmer's investments and provides protection in the face of an epidemic. The risk of a disease epidemic is magnified by some of the local rearing practices, which include letting animals out of their pen for about half of the day. During this time outside their pen, animals interact and come into contact with other farmers' animals. Not surprisingly, disease can spread rapidly from one herd to another.

The main problem with opening a bank account is inflation. Ghana normally experiences inflation rates of 40% or more, and a savings account at the bank with a 50,000 cedis deposit minimum pays only 10% interest. As money sits in this bank account, its real value is decreasing. However, as noted above, it is a safeguard against economic devastation caused by disease outbreaks. Also, in the face of an epidemic, money is available to pay a veterinary officer for treatment of sick animals.

### 5.2 Farmers do not obtain preventative care for their animals

Tremendous opportunity for herd health improvement and disease outbreak prevention exists in the form of preventative medicine. The two most common causes of disease noted by farmers are 'running stomach' and 'skin disease'. Fortunately, worm infestation and mange can be nearly eliminated if animals receive regular dewormings and are bathed in a mange-preventative dip. Sixty-five percent of the interviewed farmers claimed they did not have enough money to purchase more frequent veterinary care. However, obtaining preventative care is an investment in the herd that will ultimately reduce future losses whose quantity would otherwise exceed that of the investment costs.

Furthermore, farmers do possess the necessary resources- the value of an average goat could pay most, if not all of the preventative care costs. Unfortunately, this report does not specifically quantify the costs of deworming and mange dips, but it recommends this quantification as a benefit-cost analysis.

### 5.3 Low demand for meat

The price of meat partly is perceived as expensive. The Butchers Association has a virtual monopoly on the sale of meat at the Donkorkrom market, resulting in its inflated price.

Literally thousands of sheep and goats abound in Donkorkrom; they seem to be everywhere. Yet, the price of meat there is higher than in the largest city in Ghana, Accra. Indeed, one kilogram of meat in Donkorkrom costs appropriately twelve thousand cedis, while one kilogram of meat in Accra is about seven thousand cedis.

One major cause of the inflated price of meat in Donkorkrom is surely the Butchers Association's monopoly on the sale of meat at the town's market. Any individual wishing to sell meat would submit an application to the District Assembly and then be referred to the Butchers Association. The Butchers Association will approve the application. The Butchers Association, Issako Abdula, fixes the price of meat and all the butchers adhere to this fixed price. Furthermore, butchers and their apprentices said that any individual's attempt to sell meat at the market apart from the Butchers Association would be met with verbal threats and physical violence.

Making this situation more maddening is the possibility that low meat consumption may contribute to the malnutrition and anaemia that is common among children in Donkorkrom. Malnutrition, at 7.1%, is the

fourth most common cause of admission at the Donkorkrom Presbyterian Hospital and anaemia due to malnutrition is responsible for 27.8 % of all deaths, second only to malaria at 39.3 %.

According to interviews with farmers, most people eat meat only during Christmas and Easter. Assertions by the butchers that demand nearly doubles at these festive times reinforce this impression. Otherwise, people rely upon chicken, fish, or beans for their protein requirements. Though people could slaughter their own animals in order to consume more red meat, much of the meat would spoil due to lack of refrigeration facilities. A number of questions remain unanswered by this report. These include:

- \* Do people in Donkorkrom consume insufficient quantities of red meat?
- \* What are the alternative dietary sources of iron?
- \* Does the hospital appropriately separate anaemic deaths due to malnutrition from the anaemia often caused by malaria?
- \* Would people eat more meat if its price were lower?

These questions should be addressed, perhaps by a further study. In the meantime, small ruminant owners in financial need should slaughter their own animals and sell the meat at the Donkorkrom market at a price lower than the Butchers Association. No law exists to prevent a person from slaughtering an animal and selling the meat.

The actual owner and rearer of animals should be able to sell meat at lower price than the butchers should because an animal must not first be purchased before slaughtering it and selling the meat. If a person accepts the concept that "time is money", then an owner of animals can turn time into money by slaughtering an animal in his spare time, rather than selling it to a butcher. By utilizing his time in such a manner, a farmer could reap the huge profits currently enjoyed by the butchers. These profits range from 36 000 to 40,000 cedis per animal, and represent an amount between 41.4 % and 60% greater than the original purchase price of the animal. Of course, these profits will not be so large when selling at a price below that of the Butchers Association. However, assuming the meat was sold at the Butchers Association price, the average farmer could realise a 45 % increase in profits, equivalent to 112,000 additional cedis per year.

Certain cultural traditions help perpetuate the Butchers Association's control of the sale of meat, but these traditions are inversely related to the financial hardships suffered by small ruminant farmers. A small ruminant improvement scheme is to help the small ruminant farmers feed their families, pay for their children's education, and afford adequate health care.

## 6. Recommendations

### 6.1 Opportunities for the Livestock Farmers Association

The Livestock Farmers Association possesses the potential to be a powerful tool for improving the socio-economic conditions of its members. Specifically, the members of the LFA can work together to improve the rearing and marketing of their animals. Hopefully, the LFA could also serve as a group working for positive social change.

### 6.2 Education

- \* The members of the LFA can share information about successful rearing practices.
- \* The LFA can host educational workshops, which are more likely to occur if the potential speaker is confident of the large attendance provided by an organised group.
- \* The literate members of the LFA can help the illiterate members keep records of their herd and personal income.

### 6.3 Solicitation of philanthropic funds

Philanthropic organisations are more likely to donate resources to an established group of people that possesses a clear funding proposal than to an individual. The LFA could serve as such a group to attract philanthropic funds. Specific uses of these funds could include:

#### 6.3.1 Purchasing a select ram and/or billy goat

This will be for use by the LFA to improve herd genetic qualities. Before such a purchase, a cost-benefit analysis is recommended to assess the risks of the decreased genetic variation that would result from this selective breeding practice.

#### 6.3.2 Purchasing a refrigeration facility

The LFA could establish a store for the sale of meat or sell meat as an organization at the town market. Unsold meat could be stored for future sale. Also, if the facility is large enough, members could slaughter their own animals for personal consumption and store the remains of what they do not eat.

#### 6.3.3 Establishing a livestock inventory credit system

This would require a facility owned and operated by the LFA that would purchase at a fair price an animal from a farmer who needs money immediately because



of an emergency. The LICS could then resell it to a butcher at a time when the price is favourable to do so. In interviews, butchers indicated their preference to minimize the time involved in purchasing animals. If butchers knew they could always find an animal for sale at the LICS, they would likely go first to it. Alternatively, the LICS could slaughter the animal and sell the meat at the market. The facility would house and care for the animal until it is sold or slaughtered. Until the LICS is established, the members of the LFA should work with each other to form an informal LICS, in which a member who is able could purchase at a fair price an animal from a fellow member who is in financial need because of a personal emergency.

#### 6.4 Working for positive social change

Great change is possible when people work together for a common goal. Though the LFA exists primarily to improve the financial conditions of its members, the group's sense of purpose, identity, and unity can be solidified by also working for the improvement of the quality of life in Donkorkrom.

#### 7. Conclusion

Demand for an individual's particular skill is the primary determinant of the magnitude of possible compensation commanded by that individual. The particular skill under consideration is an individual's ability to rear and market small ruminants. Because demand for their product (meat) is low and because their production skills (rearing and marketing) are poor, the meagre compensation realized by the farmers for their efforts is predictable. Yet, opportunity is present. Addressing Donkorkrom's malnutrition problems might lead to increased demand for meat. Furthermore, the average farmer can easily and dramatically improve his production skills with a modicum of effort.

Small ruminant rearing and marketing will never be an exceptionally profitable business because it does not require extensive education or outstanding skill. Yet, ambitious farmers can increase their earnings and, if invested wisely this extra income could generate even more wealth. Maybe those additional cedis will allow a farmer to send his child to a better school- the potential results of a superior education are nearly limitless.

The challenges and opportunities facing Donkorkrom's small ruminant farmers are in a way symbolic of the smallholder farmers' struggle toward personal development. Will the farmers work together to improve their condition? Will they take initiative and exploit the opportunities, however limited, that lie before them? The farmers must provide the final answer to these questions themselves.

### Worksheet for LFA members

#### Herd Record Information

Date	No. of animals	Event	Cost	Notes

#### Personal Financial Information

Date	Income		Expenditure		Notes
	Amount	Source	Amount	Cause	

#### Explanations

**Event:** birth, death, sale, or purchase

**Cost:** value of animal that died (-), income from sale (+), price of animal purchased (-)

**Notes:** causes of death, reason for sale, reason for purchase, etc.

### LAUGH

A pipe burst in a doctor's house. He called a plumber. The plumber arrived, unpacked his tools, did mysterious plumber-type things for a while, and handed the doctor a bill of Rs.1000/-.

The doctor exclaimed, "this is ridiculous! I don't even make that much as a doctor!" The plumber waited for him to finish and quietly said, "Neither did I when I was a doctor".

Capsule, July/Sept 2001

• *It is human nature to hate those who we have injured.*

- Tacitus

**CALENDAR OF EVENTS****2002**

- 12th International Symposium on Lameness in Ruminants, Orlando, Florida. **January 9 - 13.**
- Third National Workshop In Canine Health Management, Mumbai, INDIA. **2 - 3 February.**
- International Seminar On Animal Welfare, Theme: "Animal Welfare - Challenges for the Veterinary Profession", Bangalore, INDIA. **15 - 16 February.**
- The Annual Congress of the Equine Practitioners Group, KwaZulu-Natal. **February 17 - 21.**
- 45th BSAVA Congress, Birmingham, UK. **April 4 - 7.**
- International Symposium on Nonsurgical Contraceptive Methods for Pet Population Control, Callaway Gardens, Pine Mountain, Georgia (Near Atlanta), USA. **April 19 - 21.**
- Annual Congress of the Livestock Health and Production Group, Eastern Cape. **May 1 - 3.**
- CVA Regional Meeting of UK/Mediterranean Region. **June (Date and Venue to be announced).**
- Eighth International Symposium on Equine Reproduction, Fort Collins, Colorado, USA. **July 21 - 26.**
- Biennial Congress of the South African Veterinary Association, South Africa. **July 23 - 26.**
- CVA Asian Regional Meeting. **September (Date and Venue to be announced).**
- 27th World Veterinary Congress, Tunis, Tunisia. **September 25 - 29.**

**2003**


- CVA Regional Meeting of Australasia/Oceania Region, Papua New Guinea. **July (Date and Venue to be announced)**
- CVA Regional Meeting of ECS African Region, Lusaka, Zambia. **July (Date and Venue to be announced)**
- Third Pan Commonwealth Veterinary Conference. **(Date and Venue to be announced)**

**ADVERTISEMENT TARIFF****Full Page US \$ 400****Quarter Page US \$ 100****Half Page US \$ 200****Back Cover and Selected Pages US \$ 800**

\* 25 per column inch of classified advertisement. Colour Pages quotation on request

Annual Subscription for CVA is 12 Aust. \* Life Subscription 300 Aust. \*

Subscriptions should be sent to Past President/Treasurer, CVA.




It's gotta be the Dog Chow.<sup>®</sup>

© 1998 Purina Purina Company [www.dogchow.com](http://www.dogchow.com)

Using Purina's advanced scientific knowledge, Dog Chow is formulated to include an optimal level of omega fatty acids to promote a thick, shiny coat and help maintain a healthy immune system. Purina® Dog Chow dog food. Complete nutrition for a healthy dog, inside and out.

INCREDIBLE DOG FOOD.  
INCREDIBLE DOGS.™





## COMMONWEALTH VETERINARY ASSOCIATION

- Patron** : Sir Dawda Jawara  
Former President, Republic of The Gambia.
- Hon. President for Life** : Dr. J. T. Blackburn  
Cambridge, U.K.
- President** : Dr. Bert Stevenson  
93 Mount Edward Road, Charlottetown,  
Prince Edward Island, Canada CIA 5T1  
Tel: (1 902) 3680950 Fax: (1 902) 3680960  
Email : stevensonr@EM.AGR.CA
- Secretary** : Dr. S. Abdul Rahman  
123, 7th 'B' Main, 4th Block (West),  
Jayanagar, Bangalore 560 011 India.  
Tel : (91 80 ) 6532168/6531634 Fax: (91 80 ) 6635210  
E mail : shireen@blr.vsnl.net.in
- Immediate Past President & Treasurer** : Dr. W.J. Pryor AO  
Galwiji, Pryor's Road, Scotsburn,  
RMB N141, Victoria, Australia 3352  
Tel : (61 3) 53 413397, Fax : (61 3) 53 412273  
Email : commvet@netconnect.com.au

### Regional Representatives

- |                                 |   |   |  |
|---------------------------------|---|---|--|
| <b>ASIA</b>                     | <b>Dr. S. Abdul Rahman</b><br>123, 7th 'B' Main, 4th Block (West),<br>Jayanagar, Bangalore 560 011 INDIA.<br>Tel : (91 80 ) 6532168/6531634<br>Fax : (91 80 ) 6635210<br>E mail : shireen@blr.vsnl.net.in | <b>EAST/ CENTRAL/<br/>SOUTHERN AFRICA</b> | <b>Dr. W.O. Ogara</b><br>PO Box 29089<br>Kabete, KENYA<br>Fax: (254 2) 713537<br>Email: phhealth@nbnet.co.ke<br>repro@africaonline.co.ke   |
| <b>AUSTRALASIA/<br/>OCEANIA</b> | <b>Dr. Robin Yarrow</b><br># 10, Rivola Street<br>GPO Box 15411<br>Suva, FIJI<br>Fax : (679) 384960<br>Email : yarrow_r@usp.ac.fj   | <b>WEST AFRICA</b>                        | <b>Dr. Duto S. Fofana</b><br>International Trypanotolerance Centre<br>PMB 14, Banjul, THE GAMBIA<br>Tel : (220) 462 928 Fax : (220) 462 924<br>Email : dutofofana@hotmail.com  |
| <b>CANADA<br/>CARIBBEAN</b>     |   | <b>U.K.<br/>MEDITERRANEAN</b>             | <b>Prof. John Cooper</b><br>C/o. British Veterinary Association,<br>7, Mansfield Street,<br>London W1M 0AT, ENGLAND<br>Tel : (44 171) 636 6541<br>Fax : (44 171) 436 2970<br>Wildlife Health Services<br>P.O. Box, 153, Wellingborough<br>NN82ZA, U.K.<br>Email : NGAGI@compuserve.com |
- RR to be elected

**Dr. S. Abdul Rahman**

Editor

### COMMONWEALTH VETERINARY ASSOCIATION NEWS

123, 7th 'B' Main Road, IV Block (West), Jayanagar, Bangalore 560 011 INDIA.  
Tel : (91 80) 6532168/6531634 Fax: (91 80) 6635210; Email: shireen@blr.vsnl.net.in