

6

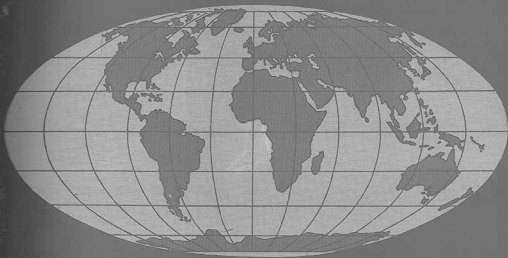
Volume 13

No.2

August 1997



COMMONWEALTH VETERINARY ASSOCIATION



NEWS

Editorial



Ever since the decision was taken, by the Programme Review Committee of the Commonwealth Veterinary Association at London to have the Second Pan Commonwealth Veterinary Conference at Bangalore, India during February 1998, the CVA secretariat has been actively engaged in making the conference a successful one. With barely 5 more months for the historic event, hectic arrangements are being made and final touches given so that every delegate and invitee attending this meeting will have a pleasant and useful stay in Bangalore.

The Scientific Committee under the chairmanship of Dr. J.J. Blackburn has finalised the scientific programme encompassing a wide variety of topics ranging from Veterinary Education, Health and Production and also include other topics of current interest.

It is envisaged that through the proceedings of the conference and the recommendations and resolutions which will emerge from it the forward planning of the CVA will be based so that effective implementation of the various programmes of CVA can be undertaken throughout the Commonwealth.

Through this column I am requesting all the CVA Councillors to kindly give wide publicity to this conference in their respective countries.

January 1997

S. Abdul Rahman
Secretary/ Editor



Editorial Board

Dr. W.J. Pryor
Dr. A.A. Ramzee
Dr. V. Mohabir
Dr. Derek Timbs
Dr. P. Msolla
Dr. E.B.M. Koney
Prof. John Cooper
Dr. Bert Stevenson
Dr. B.N. Touray

Published and Printed by

Mrs. Shireen Rahman
Intervet Publishers
124/2, 7th B Main Road
IV Block Jayanagar
Bangalore 560 011 INDIA

In Association With
Commonwealth Veterinary
Association

Advertising Enquiries
President

Layout & Typeset by
Ms. Vidya Ramanath
Integrated Systems
#75 Nanda Deep, L.I.C. Colony,
III Block Jayanagar,
Bangalore 560 011. Tel 6656761

Editor
Dr. S. Abdul Rahman

CONTENTS

	Page
Editorial	Inside Cover Page
President's Column	2
CVA News	3
Commonwealth News	4
Regional News	
Asia	6
Australasia	10
Canada Caribbean	15
East, Central and Southern Africa	22
West Africa	28
U.K. Mediterranean	29
Titbits	30
Abstracts	31

President's Column



This will be the last column before the Pan Commonwealth Veterinary Conference in Bangalore, India from 22nd- 27th February next. A lot of CVA energy is currently being expended to have everything ready.

I was recently in Bangalore and met with Dr. Rahman and the committees organising the conference, as well as leaders of the Indian veterinary profession. The venue should be ideal, the programme is comprehensive and Bangalore is an attractive city, less affected by overcrowding and pollution than most.

CVA believes it is timely that the role of women both as carers of animals and increasingly as veterinarians be now recognised. Leading women contributors to veterinary science will be prominent on the programme. But most issues of veterinary advancement are not gender related and a good range of cutting edge papers in many key areas of veterinary science will be given at the conference too.

I expect to welcome participants from over 40 Commonwealth countries as well as from several other countries. The Pan Commonwealth Conferences are only held each six or seven years, so do come and join us for this very special occasion. Bring your partner - the cultural programme will appeal to non - vets and vets alike.

Cooperation with non cooperative organisations

Although CVA cherishes its origins, history links and use of the English language, it does not seek to isolate itself from other veterinary communities. This thought is to the fore as I write this column in Cairns, Australia where I have been participating in the FAVA (Federation of Asian Veterinary Association) Conference.

At the invitation of its President, Dr. JIM Topacio, I attended the meeting of the FAVA Council and we explored together ways of cooperating and exchanging information. CVA is very happy to function in this way in other parts of the globe too. Total resources are always too low, so we must use all possible ways to cooperate and share.

CVA itself with its hard working secretariat and effective network will continue to advance its programmes and develop new workplans. But it never forgets that its strength is totally dependent on the energy and commitment of its Executive and fifty Councillors. They continue to be its most precious resource. Thankfully the executive leads by creativity and old fashioned hard work. CVA is travelling well, I believe, and the Bangalore Conference will display much of the evidence of its effectiveness in both advancing veterinary science and helping the poor animal owners of the developing world.

August, 1997

W.J. Pryor
President

CVA Participation at AVA Conference



"Dr. W.J. Pryor receiving a plaque from Dr. Bill Scanlan, President, Australian Veterinary Association, at the AVA Conference, May 1997."

Virus on the brink

Rinderpest may soon follow smallpox into extinction. African countries meeting with aid donors in Vienna in January concluded that a 10 year mass vaccination and monitoring programme has been so successful that the cattle disease may disappear from Africa, where it is most common, within three years.

As the virus does not infect wild animals, mass vaccination of livestock can wipe it out. A US-led campaign in the 1970's almost succeeded, but undetected pockets of infection in Mali and Ethiopia re-emerged with lethal effect. About 100 million African cattle died in an outbreak in the 1980s.

In 1987 the UN and donor countries led by the European Union launched a "final assault". After spending more than \$400 million, says Roland Geiger of the UN Food and Agriculture Organisation, rinderpest has declined massively in South Asia, disappearing from many countries. In Africa, only Kenya and Ethiopia reported cases last year.

- New Scientist 8.2.97

Which Prostaglandin is the most efficacious for mares?

Florida researchers compared the efficacy of three prostaglandins in emptying radiocolloid material from mares' uteri. The drugs were PGF_{2α}, cloprostenol and fenprostalene. Two groups of mares were used during three consecutive oestrus cycles: five healthy mares and four mares with delayed uterine clearance. In normal mares cloprostenol and PGF_{2α} cleared more than 75% of the radio-colloid within one hour. The response to fenprostalene was inconsistent. In mares with delayed uterine clearance, all drugs eliminated the colloid from the uterus rapidly. Cloprostenol caused the most consistent and rapid clearance both at 60 and 120 minutes.

Combs G.B., LeBlanc MM, Neuwirth L., Tran T Q. Effects of prostoglandin F2(x), cloprostenol and fenprostalene on uterine clearance of radiocolloid in the mare. Theriogenology 1996; 45: 1449 - 1445.

Commonwealth News

Heads of Government to meet in Edinburgh in October 1997

Commonwealth Heads of Government will hold their next biennial meeting in Edinburgh, Scotland from 24th - 27th October 1997, according to a simultaneous announcement made in October by the Commonwealth Secretariat and the British Government.

This will be the first time in two decades that Britain will play host to a Commonwealth summit. "I am delighted that the Commonwealth Heads of Government Meeting (CHOGM) is to be held in Britain after a period of 20 years," Commonwealth Secretary general Chief Emeka Anyaoku said in making the announcement. "I am confident that the 1997 Edinburgh CHOGM will mark another historic milestone in the evolution of modern Commonwealth, and that its decisions will lend even greater vigour and vitality to the association."

The Edinburgh CHOGM will open on Friday 24th October 1997 and end on Monday 27th October 1997. It will include a private Retreat for Heads of Government during the weekend. When Commonwealth Senior Officials met in London in October, they discussed details of the meeting, and agreed that its special theme would be 'Trade, investment and development: the road to Commonwealth prosperity'.

Commonwealth Heads of Government Meetings are held every two years. The last CHOGM was held at Auckland, New Zealand, in November 1995.

Originally, Commonwealth Prime Ministers' Meetings, as they used to be known, were held biennially in London.

The first summit outside Britain was held in Lagos in 1966, and with the exception of the 1977 London CHOGM, all Heads of Government Meetings since 1971 have taken place outside Britain: in chronological order, Singapore (1971), Ottawa (1973), Kingston (1975), Lusaka (1979), Melbourne (1981), New Delhi (1983), Nassau (1985), Vancouver (1987), Kuala Lumpur (1989), Harare (1991), Limassol (1993) and Auckland (1995).

Literary Lights

Rohinton Mistry has won the 10,000 pound Commonwealth Writers Prize for best book with his epic novel *A fine balance*. The novel explores the dramatic upheavals in India during the social and political reforms of the 1970s, through the lives of four people from diverse backgrounds brought together in a city flat during a government declared state of emergency. The judges commended the novel's portrayal of the heroic struggle for human dignity in the face of overwhelming odds.



Mistry was born in Bombay in 1952 and emigrated to Canada in 1975, becomes the first writer to win the overall prize a second time: his novel *Such a long journey* won the 1992 prize for the best book.

This year's 3,000 pound prize for the best first published book also went to a novel about India, *Red Earth and Pouring Rain*, by Indian writer Vikram Chandra.

The Commonwealth Writers Prize has been awarded each year since 1987 by the Commonwealth Foundation, which promotes links between non-governmental and professional associations in the 'people's Commonwealth'.

Australian novelist David Malouf has won the inaugural award of the world's most valuable book prize *Remembering Babylon*, his novel which explores the experience of two alien cultures forced to share the same land. The Dublin Impac Literary Award 1996 went to his book about a boy forced to adapt to life with a white family in 19th century Queensland after spending 16 years in the care of Aborigines.

Malouf, 62, was born in Brisbane to Lebanese and English parents. He was a former lecturer at Queensland University and one of his earlier novels, *The Great World*, won the Commonwealth Writers Prize and the Prix Femina Etranger.

Unique among lending book prizes, the Impac award solicits book nominations from municipal libraries all over the world. Malouf's prize was 103,000 pounds.

In professional and private life, ongoing success comes from self-acceptance.

- Australian Vet. Practit. 26th June '96.

Around the world in eight hours

A multiracial group of 25 young people went on a goodwill mission 'around the world' on 12th July, when they walked from the Commonwealth Institute in London to the High Commissions of 25 Commonwealth countries, delivering messages of goodwill to young people across the Commonwealth.

The walk, organised by the Commonwealth Youth Exchange Council (CYEC) to launch its 25th birthday celebrations, ended with a reception hosted by the Foreign and Commonwealth Office of the British Government.

All the participants will shortly be travelling to such countries as Barbados, India, Namibia, New Zealand and South Africa, as part of two - way youth exchange programmes organised by the CYEC.

Working with British youth organisations, the CYEC is a registered charity which promotes and funds bilateral educational visits. Its programmes cover every region of the Commonwealth and, since the CYEC's inception in

1970, have supported nearly 30,000 young people on international exchanges. Participants plan and implement their own exchange, finding overseas partners, organising activities and fund-raising. The CYEC provides training, advice and a 'kick-start' grant which can be all - important for many youth organisations from disadvantaged areas of Britain.

"We know that by fostering a really good understanding of other cultures, we can promote better understanding and a more harmonious society," says Trevor Hill, who chairs the CYEC. "The value of these exchanges for ordinary young people cannot be overstated. Youngsters learn lessons and skills which will be useful for the rest of their lives." The CYEC's birthday celebrations will reach a climax in November when young people, business people and government representatives from around the Commonwealth will attend a reception at St. James's Palace in London hosted by the Duke of Westminster, the charity's President, and attended by the Queen and the Duke of Edinburgh.

New Commonwealth leaders

Malta

Dr. Alfred Sant was sworn in as Prime Minister of Malta on October 1996. Running on a platform that included withdrawing Malta's application to join the European Union and pulling out of the NATO Partnership for peace, Dr. Sant defeated former Prime Minister Edward Fenech Adami in a general election which saw a 97 per cent voter turnout, one of the highest ever recorded in a Maltese election.



Vanuatu

In Vanuatu Rialuth Serge Vohor has succeeded Maxime Carlot Korman as Prime Minister. Mr. Vohor took office on 25th October 1996.

Swaziland

Dr. Barnabas Sibusiso Dalmini is the new Prime Minister of Swaziland. He took over from Prince Mbilini

Dalmini in July 1996. Dr. Dalmini has had a distinguished career as an industrial chemist, chartered accountant and economist, and as a senator and a Member of Parliament in Swaziland. Between 1992 and 1996, he served as an Executive Director with the International Monetary Fund in Washington DC.



How one species so affects one environ

My first dive ever, in the clear waters of the Great Barrier Reef off Port Douglas, will be long remembered, but not as expected for the beauty of the coral or for the myriads of tropical fish. This fine site is recalled because of a scene not unfamiliar to many divers. The sea floor of this once pristine area was covered with litter that has been discarded carelessly, over time, from countless tourist boats moored above. - Ron Prendergast, Sport Diving Magazine

CVA Regional News

Asia

PAKISTAN

National Conference On Veterinary Medicine

Commonwealth Veterinary Association (Pakistan) Workshop

December 11- 12, 1996, Lahore.

Pakistan Veterinary Pharma Association (PVPA) has a three point agenda for its members; Training, Entertainment and Welfare. Since its inception, PVPA has arranged many programs for the entertainment and training of their members. At the executive committee meeting held in February, 96, it was decided to hold a national conference to highlight and introduce aims and objects of the association at the national level. EC appointed Dr. A. A. Ramzee as chairman of the organizing committee. The Theme of the conference was set as 'Sharing Our Knowledge'. A comprehensive program was designed for the conference, comprising a trade exhibition, panel discussions, free paper sessions, publication of a souvenir and a cultural program. A workshop was also planned to be held under the auspices of Commonwealth Veterinary Association (Pakistan) simultaneously with the conference. Different committees were formed for the arrangement of different programs. **Shaikh Mohammad Yousuf**, an eminent businessman, had been requested to be the honorary conference chairman.

Just before the conference, it was learnt that Dr. Ahmad Raza, a young veterinarian, suffering from cancer, required immediate bone marrow transplantation from abroad. Rs. 5 million were needed for the treatment. A special desk was arranged outside main hall to collect donations for the cancer fund.

The conference commenced with the opening of trade exhibition by the chief guest, **Chaudhry Sultan Ali**, former Agriculture minister, Government of Punjab on

December 11 at Hotel Avari, Lahore. After the formal opening of the exhibition, the inaugural session was started.

Shaikh Mohammad Yousuf, conference chairman, in his welcome address highlighted the aims of the conference. During his address he also mentioned different problems of the veterinary drug industry. After the welcome remarks, **Dr. Mustafa Kamal**, an eminent veterinarian and a progressive businessman, delivered the keynote address on the Effects of improper use of Medicines on Health. During his comprehensive lecture he shared his knowledge with the delegates about the effects of the wrong use of the medicines in relation to livestock / poultry health with human health. His oration in true sense depicted the theme of the conference, 'Sharing Our Knowledge'. After this lecture, life time achievement awards were given to the veterans of veterinary drug industry, persons with at least 30 years of service to the industry. Recipients were: **Malik Iqbal Hussain** - Star Laboratories, **Dr. Asad Ishaque** - Animal Health and Cure, **Naseer Awan** - Agrivet, **Mohammad Younis** - Retired, **Dr. Abdul Basit** - Grace Pharma, **Dr. Mohammad Rauf** - Medivet, **Dr. Mubarak Mahmood** - CJM, **Dr. Zafar Saleem Dar**, **Kamaluddin Ahmad**, **Shaikh Mohammad Saleem** and **M S Khan** - Pfizer (Posthumously). The meritorious service awards were given to those with outstanding services for the benefit of livestock / poultry industry. Recipients for these awards were **Dr. M.S. Jaffery** (Overall service in extension, education, research, poultry management etc.); **Dr. Abdul Ghafoor**, who was also Patron - in - Chief of the conference

(poultry nutrition, organization of poultry sector etc.); Dr. **Mohammad Nawaz** (Veterinary Drug industry, education); **Mr. Afsar Qadri** (Poultry sector management and policies) and **Pakistan Poultry**, the first ever monthly magazine in poultry industry. In his address, the Chief guest, **Chaudhry Sultan Ali**, formally declared the conference open. In the end a vote of thanks was delivered by **Mr. Moeen Ahsanuddin**, Chairman Pakistan Poultry Association on behalf of the industry.

The first session started after the inaugural tea. Topic of this session was **Marketing**. The Session was chaired by **Mr. Moeen Ahsanuddin**, while **Syed Abid Nisar** of Vety Care acted as co- chairman. **Dr. Mujib Siddiqui** was the moderator of this session. Speakers were **Dr. Mujib Siddiqui**, who delivered his paper on marketing concepts and its application in animal health and poultry industry in Pakistan, while the topic of **Dr. Mohammad Riaz Bhatti's** paper was planning sales force.

The first panel discussion on **Farm Hygiene and Biosecurity** was after the lunch. Chairman of the session was **Dr. M.S. Jaffery**, **Dr. Akram Munir** co - chaired while moderator of the session was **Dr. Abdul Karim Bhatti**. Status paper was delivered by **Dr. A.A. Qureshi** and panelists of the discussions were **Dr. Mohammad Shafique Chaudhry** and **Dr. Farooq Halder**.

The topic of the second panel discussion was **Viral Diseases and Vaccination**, which was held after the afternoon tea under the chairmanship of **Dr. Mohammad Saleem Qureshi** while **Dr. Mohammad Amjad Chaudhry** co - chaired this session. This session was moderated by **Dr. Hamid Jalal Mian**. **Dr. Akram Munir** presented status paper on this topic while panel consisted of **Dr. Khurram Qazi**, **Dr. Farooq Halder** and **Dr. Hanif Nazir Chaudhry**.

On the second day there were 4 technical sessions. The topic of the first session was **General Diseases**. **Dr. Bashir Mahmood Bhatti**, Director Poultry Production was in the chair and **Dr. Khalid Perviaz**, Chairman department of Veterinary Medicine, College of Veterinary Sciences, Lahore was co - chairman of this session. **Dr. Talat Naseer Pasha** acted as the moderator. First speaker of the session, **Dr. Amir Altaf** presented his latest research on various species of genus *eimeria* in naturally infected buffaloes and cattle in Lahore. **Dr. Khalid Perviaz** discussed the latest findings on the comparative efficacy of newly introduced antibacterial on *E. coli* in the broiler chicks in Pakistan. **Dr. Sumeera Akhtar**, presented her latest research on the role of maternally derived antibodies for the control of IBD in chicken.

After the morning tea break, second session of the day two, Special issues was chaired by **Dr. A. A. Qureshi** and co - chaired by **Dr. Adil Aziz** while the moderator of the session was **Dr. Khalid Naem Khawaja**. There were

five speakers in the session. **Dr. M.S. Jaffery** discussed Pharmacokinetics and Pharmacodynamics of Veterinary drugs while **Dr. Mohammad Nawaz** delivered a comprehensive lecture on **Genetics - A New Concept**. Third Speaker **Dr. Masood Rabbani** presented a case report on recent Adenovirus outbreaks in broiler chickens. **Dr. Azam Chohan** talked on the identification of group 1, serotype 8 avian adenovirus from the recent outbreaks of inclusion body hepatitis in broiler industry in Pakistan. Last paper of the session, **Field trial results of Gumboro live intermediate and killed vaccines** was sponsored by **Rhone Poulenc** and presented by their poultry expert **Dr. Hanif Nazir Chaudhry**.

The third session of the day on **Nutrition and Management** was chaired by **Dr. Abdul Ghafoor Chaudhry**, co - chaired by **Dr. Mohammad Aslam** and moderator of the session was **Dr. Khalid Majeed**. First paper of the session was presented by **Dr. T. Mahmood**, who discussed "Comparative evaluation of physical and chemical techniques for aflatoxin detoxification in poultry feed". After this presentation, **Dr. Talat Naseer Pasha** delivered his research findings on role of commercial enzymes on broiler growth. **Dr. Maqsood** presented his paper on "effects of rice polishing on growth performance of broiler chicks." Last speaker of the session, **Dr. Malik Sher Khan** discussed management of broiler breeders in details.

After the tea break, **Commonwealth Veterinary Association (Pakistan) Workshop** on "Role of Diagnostic Labs for Better Poultry Health" was commenced with **Dr. M.S. Jaffery** in chair and **Dr. Abdul Basit** as co - chairman while **Dr. Akram Munir** acted as the moderator of the workshop. **Dr. Khalid Naem Khawaja** delivered the status paper. Other speakers on this workshop were **Dr. Fayyaz Mahmood** and **Dr. Khushi Mohammad**. The workshop was well attended and a detailed discussion ensued. This was the last scientific program of the conference.

The closing session started at 7.30 pm. Chief Guest of the session was **Dr. Abdul Ghafoor**, Patron - in - chief of the conference, while honorary conference chairman, **Shaikh Mohammad Yousuf** and President of Pakistan Veterinary Pharma Association, **Chaudhry Mohammad Attique** were the other guests of honor on the stage. The program of the session started with the recitation of the holy Quran. **Dr. Ramzee**, Chairman organizing committee welcomed all the guests and special thanks were conveyed to **Dr. Abdul Ghafoor** who despite his ill health fully participated in the conference. **Dr. Mohammad Nawaz**, chairman of the recommendation committee, was then invited on the stage to present recommendations. The recommendations were complied by the committee comprising **Dr. Nawaz** in chair, **Dr. M.S. Jaffery**, **Dr. A.A. Qureshi**, **Dr. Saleem Qureshi**, **Dr. Bashir Mahmood Bhatti** and **Mr. Moeen Ahsanuddin** as members.

The Following were the recommendations

1. We should share the satisfaction of the enactment of Pakistan Veterinary Medical Council Act. Today, we resolve that the council should be made functional at the earliest possible time. This will help resolve several professional matters.

2. For the rational application of veterinary pharmaceuticals and biologicals, veterinarians play a pivotal role as being qualified in the discipline. Therefore, the regulation of veterinary pharmaceuticals and biologicals should be the responsibility of livestock division, Ministry of Food, Agriculture and Livestock. This has not only been emphasized repeatedly but also necessary paper work for the enactment of veterinary drug administration has been already completed. This will also be a safeguard against the use of spurious, unwanted drugs and their indiscriminate application.

3. A pathogen bank and reference laboratory for diagnosis, treatment and control of livestock and poultry diseases, is needed to be established as a national requirement, a PC -1 was prepared and approved by the government. The establishment of the lab awaits provision of requisite budget or fund. This conference re-emphasizes implementation of the project that is crucial for the survival, growth and development of the livestock and poultry sector.

4. In order to ensure effective epizootiological surveillance of diseases, a network of disease diagnostic labs be established in the public sector through allocation of funds on priority basis. This effort should be further supplemented by encouraging establishment of similar laboratories in private sector for which state land should be leased to the veterinarians.

5. Pakistan Poultry Association should constitute a committee for the regulation and inspection of poultry farming in the country. The committee should educate the farmers through training courses on biosecurity, vaccination and rational use of drugs and suggest measures relating to cost-effectiveness in poultry production.

6. Pakistan Poultry Association should also constitute a committee comprising of one member from each poultry production region to investigate and identify the problems and suggest the remedial measures. Public sector collaboration to achieve the objectives will be important.

7. Award of two separate degrees namely DVM and B.Sc. AH (Hons.) by the University of Agriculture, Faisalabad to take care of the health and management of livestock and poultry has created undesirable situation in the public sector and has also put an extra burden on the

private sector.

8. As recommended in previous meetings/conferences, continued education/ refresher courses for the veterinarians and para - veterinary staff needs to be strengthened and regularized.

9. Local therapeutic standards for livestock and poultry must be established.

After the recommendations, special awards were given to those who contributed towards the success of the conference. Recipients of the awards were Prof. Dr. Rasheed Ahmad Chaudhry, Principal College of Veterinary Sciences, Lahore; Dr. Zahid Shaikh, registration committee; Mr. Sakib Rahman, Mr. Bilal Gillani and Mr. Mohammad Jamil Khan, conference committee, Dr. Muzammal Hussain Shah, Rhone Poulenc, Chaudhry Shaukat Hussain, Eastern Poultry Services, Shaikh Mohammed Yasin, FY Corporation; Malik Mohammad Hussain, Star Laboratories, S. Adil Aziz, Glaxo Wellcome; Mr. Khalid & Aziz of United Brothers; Dr. Bhasir Mahmood Bhatti, Director Poultry Production; Dr. Mohammad Riaz Bhatti, National Feeds; Other than these awards a special award was also presented to Dr. Faqir Hussain Saga, a world renowned veterinarian and dancer. According to the result of secret ballot (held before the conference), Fellow of the association award was presented to Dr. Zahid Hussain Shaikh. Honorary Membership of PVPA were awarded to Dr. Mohammad Saleem Raza and Dr. Mustafa Kamal. Special conference shields were also presented to the companies who participated in the trade exhibition: Hilton Pharma, UM Enterprises, Khyber Poultry, Kotila Corporation, ICI, United Brothers, Agri Vet, Rex Medical store, Selmore, Star Laboratories, UZ Pharmaceuticals, Eastern Poultry Services, Glaxo Wellcome, Ciba Geigy, FY Corporation, Symans Pharmaceuticals, Fair International, Sonia Pharmaceuticals, Grace Pharma, Rhone Poulenc, Vety Care, Medi Vet, Vigilant, Better Traders International and Waseem Impex. Award for the best stall went to FY Corporation. Some companies in the trade exhibition arranged ballots and quiz programs, delegates who participated in these programs were given different prizes: UZ Pharmaceuticals, Khyber Poultrys, Glaxo Wellcome and Waseem Impex. These prizes were also distributed during this session. After the award ceremony, foreign delegate Dr. Houdaib from Jordan was asked to present his views. Dr. Houdaib surprised the delegates by informing that he was a graduate from University of Agriculture, Faisalabad and thanked the organizers that they provided him an opportunity to visit old friends once again. Shaikh Mohammad Yousuf presented the vote of thanks to the delegates.

Infection with *Prototheca zopfii* was diagnosed in an eight year old neutered Cocker Spaniel with a history of haematochezia and a sudden onset of blindness (Meehan, C. & Pollock, J. (1996) Aust. Vet. Practit. 26: 146)

Appeal

To save the life of a young university teacher

Dr. Ahmad Raza, Lecturer (Pathology), College of Veterinary Sciences, Lahore is in a precarious condition due to cancer. Experts of Shaukat Khanum Memorial Hospital and Research Centre, Lahore have advised him to go abroad at the earliest for bone marrow transplantation. An approximate amount of Rs. five million is needed to save his life.

Kindly donate generously for the precious life of a young, talented and married person on humanitarian basis. The donation can be directly deposited in the current Account No. 0101048310 United Bank Limited, Shahra - e - Quaid - e - Azam, Lahore or sent to Dr. Mazhar Iqbal, President, Teaching Staff Association, University of Agriculture, College of Veterinary Sciences, Lahore Pakistan. Patient's Telephone No : 042 - 7411830.

INDIA

Bears dance during demonstration

Two bears dance during a demonstration in New Delhi led by Kalandars (people who perform on streets with animals for entertainment) and Bahelias (bird sellers) after calls by animal rights activists to put an end to these livelihoods. Maintaining that "bread is more important than environment", the protesters accused environmental critics of not understanding the plight of country's poor workers trying to make a living.



Canine blood donor program

More than 400 dogs have been enrolled in the blood donor program at the University of Pennsylvania Veterinary Hospital. These donations make it possible for the veterinary hospital to keep up with the five to seven blood transfusions needed daily. Most of the dogs that donate blood belong to owners active in Philadelphia area dog clubs, canine police departments, and faculty, staff and students at the University of Pennsylvania.

- Animal Health News and Feature Tips, American Veterinary Medical Association.

Australasia

New Vice Chancellor

Professor Roger Holmes (BSc. (Hons.) 1964, PhD 1967) is the first Queensland - educated Vice Chancellor of an Australian University. Now leading the Northern Territory University, the international expert on the biochemistry and genetics of isozymes (multiple forms of enzymes derived from gene families) has studied and worked in the USA, held academic positions at La Trobe University (1970 - 1974) and Griffith University (1974- 95) and was Deputy



Vice Chancellor (Research) at Griffith University.

victim, sporadic CJD produced either 'type 1' or 'type 2' signatures. Victims of peripherally acquired iatrogenic CJD (eg from pituitary extracts) produced a 'type 3' signature. However, all cases of nv- CJD produced 'type 4' signature, not seen in other forms of human CJD. BSE in cattle, kudu, cats, mice and macaques also produced the 'type 4' signature, thus establishing the most direct link yet between the cattle disease and the newly recognised disease in humans.

To put the human health risks from BSE into perspective, Collinges' team believes that any transmission of BSE to humans is 'inefficient'. They suggest that nv- CJD may have arisen through human exposure to BSE via the specified bovine offals, which were excluded from human food chains in 1989.

It is understandable that these latest research findings should again stir public concerns over the safety of British beef. However, it is worth repeating that BSE infectivity has never been detected outside the central nervous system of natural cases of the disease, and that brain and spinal cord are amongst the tissues excluded from human food.

The BSE epidemic itself is waning rapidly, and is expected to be estimated to be eliminated early in the next decade. There remains, however, the disturbing question as to just how many more cases of nv- CJD will occur in years to come. They have been 14 cases so far in the UK and one in France. Whether the human evidence of nv- CJD has peaked or has only just begun, it is likely that the causal exposure has been stopped.

- Vetscript, December 1996

New evidence links BSE to human disease

The clearest evidence yet of a link between the new variant of Creutzfeldt - Jakob disease (nv- CJD), first described in humans earlier this year, and the cattle disease BSE was reported in the 24th October issue of Nature. John Collinge and colleagues at the Imperial College School of Medicine, London, reported a technique which allows strains of different transmissible spongiform encephalopathies (TSEs) to be distinguished by their physico - chemical properties or 'signatures'.

The TSEs are characterised by the accumulation in the brain of an abnormal form of a protein (the prion protein PrP) that is a constituent of the cell membrane of neural and lymphatic tissues. It is generally believed that it is this abnormal form of PrP that is the infectious agent responsible for causing TSEs.

Using a refinement of western blot techniques, Collinge and co - workers studied the signatures of abnormal PrP isolated from cases of CJD, nv- CJD and BSE. CJD produced abnormal PrP with four distinct physico - chemical signatures. Depending on the genotype of the

Why Cover Up?

Australia has the world's highest prevalence of skin cancer (66%)

Two out of three Australians will have skin cancer during their lifetime.

Around 140,000 Australians are treated for skin cancer each year.

About 1000 Australians die from skin cancer each year, 800 of those from melanoma.

The good news is that skin cancer is easily prevented, and cured if detected early.

Tigers' bright smiles thank UQ Vet dentist



Dr. Wilson with Rakhan, one of Dreamworld's six Bengal tigers

Happily for University veterinary dentist Dr. Gary Wilson, his job is not one Dreamworld's tigers want to get their teeth into.

Queensland's only full time veterinary dentist, and only one of the nine in Australia, Dr. Wilson regularly visits Dreamworld to check the teeth of Tiger Islands' six Bengal Tigers.

Unusually, the tigers are not sedated for their dental check - ups.

Dr. Wilson said he confidently relied on the animals' behaviour instilled by hand rearing and excellent training by * surrogate mothers * Patrick Martin - Vegue and

Jonathan Minor.

Dr. Wilson insists examining the teeth of the average household cat is probably more dangerous.

Around one million people have visited the tigers since their arrival at Dreamworld from the USA in June last year.

Dr. Wilson has been checking the progress of the adult teeth of the tigers aged between 15 to 18 months and weighing around 100 kg each., half the size and weight of adult tigers.

Dr. Wilson has no plans to sedate the tigers for normal dental check - ups even as adults.

A veterinarian by profession, he is largely self trained in veterinary dentistry after learning basic human dental techniques. He has treated animals ranging from cats, dogs and rats to hunting dogs, a baboon and hippopotamus.

Estimates of feral and domestic cat kills in Australia : 32 million birds; 60 million mammals; 30 million reptiles - University of Adelaide, 1992.

Cattle tick study tour report of Qld and NSW, Australia

Martin M Paine, Department of Agriculture & Livestock,

Agricultural Protection Division, Area Veterinary Office - Lae, Papua New Guinea

Mr. Martin M Paine, a stock inspector from Papua New Guinea was the recipient of a CVA travel award in 1997. The following report outlines his programme carried out in north eastern Australia recently.

A. The Purpose of this Trip (Tour Objectives)

1. To observe and study the Control - Eradication Strategies that are applied in Queensland, and if possible, to adopt and or incorporate some appropriate methods suitable to our situation in the Markham and Ramu valleys in our cattle Tick Outbreak Eradication Program in PNG.

2. Visitation - tour of major eradication areas around South East Queensland including an area in the North East of NSW and other tick related facilities and institutions.

B. Broad Outline Of Activities Involved In The Tour

The activities were mainly touring and observing :
1. The treatment regimes of strategic dipping and spraying programs in various farms and localities in S.E. Qld i.e Moreton Bay/ Gold Coast hinterland, Kingaroy eradication area, over the border in N.E. New South Wales. This was done through the cattle tick extension program.

2. Sprayrace/ cattle dip designed and constructed on farms and Clearing Dips approved to CSIRO/ QDPI standards and other approved portable units from various suppliers in Qld.

3. Day to day handling of restricted livestock movements, the conditions and the general administration

4. Exposure to publicity awareness campaign to the producers and the general public in the form of news media, posters, sign boards, departmental publications, journals and field days.

5. Cattle tick field experimental plots in various microclimates from ticks bred in research laboratory for monitoring rate of survival and associated studies.

6. A visitation and tour of the Parasitology section of the Animal Research Laboratory in Yeeroonpilly near Brisbane where the identification of ticks, chemical resistance and dip samples are tested.

7. A visitation and tour of the Tick Fever Research Centre at Wacol where tick and tick fever vaccines are produced.

8. A visitation of QDPI Dairy cattle Research Station at Mudtappily on the economic effects of ticks on milk yield and production.

9. A visitation of an AQIS accredited Pre-export Cattle Quarantine Facility in Beaudesert.

The top (3) three activities occupied most of the tour program. Occasional field trips were taken to various places where research and support programs are undertaken which are indeed interrelated to cattle tick control programs. Contacts were made with producers, senior technical and resource personnel of the various places, farms and research institutions for information, advice and established avenues for further contacts.

Important Aspects Learnt From This Trip

1. Cost

It was one of the most expensive lesson I've ever learnt where Cattle Tick Control and Eradication Programs were far more costly than combined quarantine, border protection, surveillance and prevention programs. It costs the Queensland cattle industry more than \$28 million per annum while \$16 million is spent just in two districts alone in N.S. W for cattle tick eradication program

2. Problems

Despite all the technology and scientific knowhow, Australia is at cross roads and faces an ongoing cattle tick problem. This is complicated by resistance to most known acaricides and associated with this is the hot issue of chemical residues in beef losing potential markets. It's

important and interesting that, what was learnt were mostly problems and mistakes made by Qld. It must not be repeated in PNG but is a great learning experience for positive results. Observed and learnt too that, no eradication can be successful unless hard but necessary steps were taken for the future of the cattle industry. Establishing and implementing a successful eradication program depends very much on the attitude of the cattle industry itself, the producers and the Government or its adoptive policy implementing agency for regulatory administration. It seem to me people created or caused more of the problems than the cattle ticks themselves by;

1. Not having to apply the best possible treatment options available in the initial or early stages. Producers slow to react will have a "wait and see" attitude and by the time anything was done, the problems got established and had already escalated.

2. No form of voluntary destock and or slaughter in areas where this would have been easily achieved and the dependency on chemicals and treatment along was not enough.

3. Unnoticed massive stock movements by non commercial farmers, the so called hobby farmers.

4. Slow bureaucratic prosecution procedures and penalties which were light.

5. Not enough publicity and awareness at an early stage to both the producers and general public. In many cases it was plain ignorance with people wanting to do their own thing and expecting problems to take care of themselves.

Basically, I would think it was all "lack of communication and cooperation" from all concerned.

4. Strategies

The open policy option on any form of treatment method led to high incidence of repeated mistakes (and or people not doing the right thing at the right time) costs Australia dearly with all its worse subsequent scenario. This is a big lesson for Papua New Guinea. It was seen that sprayrace treatment was a complete waste of time and resources, chemical abuse thus likely leads to resistance, and most importantly the cost factor. Sprayraces are not recommended in any eradication programs because they are only 80% effective and 20% chances are that ticks may reappear. Thus 20% is large enough to cause problems considering 3- 5000 eggs can be laid by a fully engorged female tick and the cost of living with ticks can be far higher exceeding projected costs in the years to come.

(i) The cattle tick eradication strategy that interests me most was that of a "Search and Destroy Policy" recently implemented over the border in N.S.W. Based on a whole herd examinations by Government stock inspectors with complete muster and an absolute compulsory dipping. No spraying is done here. This new policy allows infestation levels to express themselves then when detected by stock inspectors they can be completely eradicated by compulsory dipping with a careful designed treatment program. This reduces costs, residue problems and the ever present risk of developing resistance to acaricides such as Taktic (Amitraz) which is one of the last chemicals around that can control all other known resistant strains of cattle tick.

(ii) The treatment regime applied in SE Qld is a no-treatment (optional) in winter with strategic dippings at six (6) times per season in summer at 21 day intervals. The reason being that conditions of moisture, temperature and humidity are not favourable for ticks to multiply or survive in winter and eggs stay dormant. Eggs hatch out in the first instance in summer and continue to breed and multiply causing heavy burdens and high infestation levels. The idea is to attack the ticks when they hatch out and continue to attack strategically reducing their chances of multiplying thus reducing tick burdens in cattle herds. This treatment policy is seen to be only appropriate and best suited to their (QLD) environment. The tactic involved is "Know Your

Enemy and Its Lifecycle, Know When To Attack At The Right Time". This also reduces treatments, saves costs and reduces residue and resistance problems.

(iii) The other forms of control strategies studied were pasture spelling and the utilization of *Bos indicus* (Zebu) cattle, eg. Brahman is said to be very highly resistant to cattle ticks. Observed that better public information and awareness programs as well as educating farmers and other extension implementing agencies was equally important for a successful eradication program.

5. Technical Information

Learnt the basic management and technical aspects of dips and spray races, their capacity volumes and the correct rates of delivery, application and sampling techniques. Some useful resource materials were donated by Mr. Kevin Duff, District Inspector of Stock in Beaudesert, Qld and Dr. Keith Newby, Veterinary Officer, Kyogle District, courtesy of QDPI and NSW Agriculture Department respectively.

I am indebted to the Commonwealth Veterinary Association for making such a useful trip possible for me. I look forward to another worthwhile opportunity in the not too distant future.

Asexual Wonders

In what could be a dream come true for farmers, especially from poor countries, scientists have announced that they are just a step away from creating a maize plant that can be planted year after year without using a new seed. Five years and a study of 50,000 plants later, scientists from the International Maize and Wheat Improvement Centre (CYMMYT) at El Batan, Mexico, have hit upon the process of 'apomixis', or asexual reproduction, to develop the high yielding maize. The significance lies in the fact that this maize will be free of any unwanted traits which otherwise creep in the course of sexual reproduction.

Tiny electronic seal that protects cargo

A small locking system - the Nanoseal - made by **Encrypta Electronics Ltd., UK**, is the latest device for protecting loads carried by delivery trucks. Nanoseal can identify when a load has been tampered with. It has won recognition as one of the outstanding successes in the Department of Trade and Industry awards promoting British inventions.

The concept of using a random number generator to create a seal number was so revolutionary that the firm was able to obtain a patent to protect it and it now has a wide range of products based on the idea. Electronic seals offer greater security than the traditional disposable plastic or metal variety and unlike disposable seals, they can be

re used with consequent savings on operational costs. The seals have HM Customs and Excise Grade II approval - the highest level for indicative security - and an audit trail. They are the only seals to be independently certified to BS7480 levels for security seals.

The system captures all the data automatically, optimising delivery systems and achieving significant cost savings for customers.

Another small version of the seal is the Nano-Lock; all seals can be customised by Encrypta, based in Newport, Gwent, Wales.

AVA meets minister

AVA President Bill Scanlan AVA board member Peter Alexander and CEO Barbara Horsfield met with Minister for Primary Industries and Energy John Anderson last month to discuss current issues including the Nairn Quarantine Review and reform of meat inspection.

Dr. Scanlan said the meeting was very fruitful and paved the way for further discussions with the Minister on issues affecting the veterinary profession.

The AVA will request regular meetings with the Minister and Departmental Heads in the next few months.

A meeting is planned this month with Minister for Education Swenator Vanstone to discuss the proposed HECS fee increase.



Minister for Primary Industries John Anderson with AVA representatives

Wheels around the world

Two Queensland vets will cycle across Canada this month as part of the Riding for Literacy Program of the Bible Society. Husband and wife Janet and Andrew Von Berky aim to raise more the \$10,000 for literacy education in developing nations, where more than 70% cannot read or write in their language. The ride will start in Vancouver. A total of 30 Australian cyclists will be joined by international riders to cycle the 4400 km to Toronto. The riders pay all their own costs, including airfares so that all money raised directly provides resources for locally administered literacy development programs (this year in Ghana and Sudan). Janet fits in part time small animal practice amongst mothering a young family of four. Andrew works in industry with Hoechst Roussel.



Death by misadventure

A Coroner has recorded a verdict of 'death by misadventure' in the case of a 20 year old man, who died of the new variant of CJD earlier this year.

Mr. Geoffery Burt, the coroner for North Durham, recorded the verdict at an inquest into the death of Mr. Peter Hall, who died in February. Although Mr. Hall had been a vegetarian since 1992, Mr. Burt said, 'I am satisfied that it is more likely than not that Peter contracted this disease prior to 1990 through eating some form of contaminated beef product, such as beef burger.' He added, "It cannot be proven scientifically that there is a link between CJD and BSE. We base our decisions on the level of proof and the basis of probabilities."

The verdict is considered significant as the coroner did not rule that Mr Hall had died of 'natural causes', which would normally have been the case if he had died of the more common form of the disease, sporadic CJD

- Veterinary Record

Canada Caribbean

Office bearers of Trinidad and Tobago Veterinary Association

The Annual General Meeting of the Trinidad and Tobago Veterinary Association was held recently, and the following officers were elected to serve the Association for the 1997 - 99 term

Dr. Val Mohabir	- President and CVA Councillor
Dr. Michael Diptee	- President Elect.
Dr. John Fernandes	- Secretary
Dr. Lisel Ali	- Asst. Secretary
Dr. Thaila Martin	- Treasurer

New Councillor for Barbados

Dr. Mark O. Trotman,
Club Morgan Ridge, Christ Church
Barbados.
Tel: 436 - 6118 (O) , 428 - 7432 (R)

Message of the equine ovary

A Polish team of researchers gave mares' ovaries a 30 second gentle message once daily per rectum. They used five mares, and another five mares served as the unmassaged control group. The ovaries were massaged for 30 days during the winter anoestrous period and from the sixth day of cycle until the onset of oestrus during summer. Plasma progesterone and oestradiol concentrations were followed. Winter massage had no effect on the breeding season, but the massaged mares had higher oestradiol concentrations compared to those of the controls. Luteal phase massage shortened the oestrous period somewhat (17 days, control 21 days) and elevated the plasma oestradiol concentrations. Tischner M. Niezgodna J. Tischner M. Studies on the effect of manual massage of the ovaries on the reproductive activity of the mare. Theriogenology 1996; 45: 1457-1462.

The Prime Minister of Canada meets the CVMA

- Special Audience Granted to President

The CVMA's Priorities :

1. The promotion of public profile of the profession
2. Leadership on national issues
3. Animal welfare advocacy

The President of the CVMA was granted a special audience with the Prime Minister of Canada, the Right Honourable Jean Chretien. "This meeting was a unique opportunity for the veterinary profession in Canada to be present and visible in the highest office of the land," said the CVMA President Dr. Andre Cecyre. "The CVMA delegation was able to remind the Prime Minister of the role of veterinarians in this country and the challenges they face." The Prime Minister was more than generous with his time. The scheduled five minute meeting extended to twenty minutes and Mr. Chretien expanded on political opportunities and issues he has to address as head of government.

The meeting was arranged through the good offices of Dr. Maurice Foster, a veterinarian who is the Prime Minister's Special Advisor on the Caucus and a life member of the CVMA. Dr. Foster, who practised veterinary medicine in Ontario, was a Member of Parliament for 25 years before joining the Prime Minister's office.



Prime Minister welcomes CVMA President Dr. Andre Cecyre, to his office prior to the meeting. In the centre is Dr. Maurice Foster, Special Adviser to the Prime Minister on the Caucus.

Synopsis of the XX Biennial Caribbean Veterinary Congress

Dover Convention Centre, Barbados, West Indies, 1st - 5th December 1996

The conference was organised by the Barbados Veterinary Association acting on the direction of the Caribbean Veterinary Association. Many internationally renowned speakers, presented papers in practically all of the many disciplines of veterinary medicine. A total of 137 delegates attended, mainly from Canada (62), the United Kingdom (5), the United States (13) and from the Caribbean (53).

The Opening Ceremony and Cocktail Party was hosted by the Ministry of Agriculture and Rural Development (Barbados) and featured the Minister of Agriculture as the keynote speaker. In his address, the Minister referred to the "challenges which confront the veterinary profession within the region as we move deeper into the era of more liberalised trading arrangements in agricultural products, including animals and meat and meat products". He further mentioned the current focus on a new Markets and Slaughterhouse Act which will facilitate veterinary meat inspection and a more prominent role for the Veterinary Services Department in public health. The Minister lauded the veterinary profession for its vigilance in protecting the country from diseases such as rabies, foot and mouth and indeed all of the International Office of Epizootics List A diseases. Other areas which were referred to were the tropical bont tick (*Amblyomma variegatum*) eradication programme, and the Veterinary Drug Control legislation.

Also speaking at the Opening Ceremony was Dr. Bakary Touray, Immediate Past President of the Commonwealth Veterinary Association (CVA) who came on the invitation of the Caribbean Veterinary Medical Association.

Scientific sessions began on Monday December 2nd. The first plenary session dealt with international trade and epidemiology. International institutions such as the Food and Agriculture Organisation of the United Nations (FAO) the Pan American Health Organisation (PAHO) and the Inter - American Institute for Co-operation on Agriculture (IICA) presented topics on the regional bont tick (*Amblyomma sp.*) eradication programme, trypanosome survey and veterinary public health. Other topics of interest were bovine spongiform encephalopathy (BSE), rabies and Lyme disease. Caribbean speakers featured prominently here and included Dr. Maxine Parris - Aaron from Guyana.

The second plenary session on Monday featured noted fish pathologist from the Ontario Veterinary College

Dr. Hugh Ferguson who discussed environmental fish disease and fish associated zoonosis. Barbadian Dr. Mark Trotman presented on the Barbados Green Monkey. In the afternoon session, topics focused on public relations and included Dr. James Wong, the veterinarian. Barbadian psychiatrist Dr. Patricia Bannister chaired a discussion on "The therapeutic value of pet ownership".

Farm Animal Medicine and Surgery was the topic on Tuesday December 3rd. The programme was varied and covered among other things, bovine reproduction and respiratory diseases of pigs. Dr. John Duckhouse of Barbados presented a topic on Ovine Medicine. Running parallel to this was the Equine Medicine session. Endoscopic techniques and the use of lasers in equine surgery featured strongly. Internationally renowned speakers such as Dr. Eric Tulleners from the University of Pennsylvania and Mr J. Geoffrey Lane from the University of Bristol were the main presenters here. Jamaican Dr. St Aubyn Bartlett also gave a presentation.

Dermatology was the predominant theme during the Small Animal plenary session on Wednesday December 4th. The main speaker here was dermatologist Dr. Patricia White. A wide range of topics ranging from new treatment modalities for fleas and ticks, through nutrition and skin disease and canine pyoderma were presented. Dr. Peter Fernandes, a Guyanese practising in Florida also gave some very interesting presentations. Also on Wednesday was poultry medicine. A wide variety of topics were presented here, and included Dr. Scott Gillingham, of Intervet Canada.

Thursday was a short session and was reserved for topics of Caribbean interest. Dr. Neil Parsan, a graduate of the School of Veterinary Medicine, University of the West Indies presented on congenital deformities. This was the first time a Caribbean graduate from a Caribbean veterinary school gave a presentation at a Caribbean conference. After the scientific sessions the regional meeting of the Canada/Caribbean branch of the Commonwealth Veterinary Association was held. Present were Dr. Bakary Touray, Immediate Past President of the Commonwealth Veterinary Association, from Canada Dr. Bert Stevenson, Programme Director of the Commonwealth Veterinary Association and Dr. Keith Amiel, the regional representative. At the meeting, a new regional representative was elected. He is Dr. Val Mohabir from Trinidad and Tobago.

This meeting was followed by the meeting of the


SECOND PAN COMMONWEALTH VETERINARY CONFERENCE

on

**Animal Health And Production In Rural Areas -
The Essential Role Of Women At All Levels**

**22nd - 27th February, 1998
BANGALORE, INDIA**

Final Announcement



ORGANISED
BY
COMMONWEALTH VETERINARY ASSOCIATION

SUPPORTED
BY
COMMONWEALTH FOUNDATION
VETERINARY COLLEGE,
UNIVERSITY OF AGRICULTURAL SCIENCES, BANGALORE
INDIAN VETERINARY ASSOCIATION
KARNATAKA VETERINARY ASSOCIATION

INVITATION

It gives us great pleasure to invite you to the *Second Pan Commonwealth Veterinary Conference on "Animal Health and Production in Rural Areas - the Essential Role of Women at all Levels"*, which will be held in Bangalore, India from February 22nd to 27th, 1998.

The highly successful *First Pan Commonwealth Veterinary Congress* held in Harare, Zimbabwe in September 1990, had as its theme the use of animals to improve quality of life at village level in the less privileged areas of the Commonwealth and the later implementation of its major recommendations followed. The logical sequel was to continue to pursue the discussion on ways of improving quality of life paying particular attention to the role of women. Women have always played an essential role in livestock care in many countries particularly at village level, and in more recent years in increasing numbers at professional veterinary level. The theme of this conference therefore encompasses to a great extent the role of animal health and production in improving the status of farmers and the part women play in animal husbandry activities. The organising committee warmly urges you to participate in this conference.

Dr. W.J. Pryor
President
CVA

Dr. J.T. Blackburn
Chairman
Programme Committee

Dr. S. Abdul Rahman
Secretary
CVA



BANGALORE - THE GARDEN CITY

Bangalore, capital of the State of Karnataka in India is a cosmopolitan city known for its beautiful parks, boulevards and gardens and hence as the "Garden City" of India. With its salubrious climate throughout the year it was the summer capital of the British. It is famous for its silk, sandalwood, and coffee. With the rapid industrialisation, it has grown into one of the major industrial units serving the nation's needs in heavy machine tools, electronics, telecommunication, aircraft and aerospace. It is also known as the "Computer city of India" where software technology parks have been set up. Bangalore is supremely endowed as a centre of learning, with premier institutes in advanced learning being located here. Bangalore has a rich history from ancient times to the British era. Founded by Kempegowda in 1537 it was known as "Little spot of England" by the British.



REGISTRATION

Registration Fee	US\$200
Accompanying persons	US\$150
Indian Delegates	Rs.2000 and Rs.1500 respectively

VENUE

The venue of the Conference is the JN Tata Memorial Auditorium, Indian Institute of Science, Bangalore. This is an internationally renowned auditorium with built-in audio and video points, overhead lighting, a podium around the arena of the theatre well projected, suitable for scientific session with 900 seating capacity air-conditioned and sound proof. Three more separate seminar halls adjacent to the main auditorium with similar facilities and seating capacity of 120, 90 and 60 for holding simultaneous sessions, business meetings and press conferences are available.

A separate built-in area for catering on the ground floor of the auditorium with lounges and space for arranging exhibition stalls and reception centres are other features of the venue.

TRAVEL

Bangalore is well connected by air, train, and bus. International airports connecting Bangalore are Bombay from the West, Delhi from the North, Calcutta and Chennai (Madras) from the East. There are private airlines besides Indian Airlines on all routes in and out of Bangalore. Train services from the above cities are also frequent.

WEATHER AND CLOTHING

The weather in Bangalore during the month of February will be pleasant and comfortable. The temperature varies between 22° and 28° C. Light warm clothing may be required during the nights.

ELECTRIC CURRENT/VIDEOS

Line voltage is 220 Volts AC/50Hz. Star hotels provide 110 volt plug point outlets. Video cassettes operate on VHS/PAL SECAM system.

TRAVEL DOCUMENTS

In addition to a valid passport, all visitors require a visa which may be obtained from the Indian High Commission/Embassy/Consulate in the country of the visitor. "Visa on arrival" is NOT granted in India.

A valid International Certificate of Yellow Fever Vaccination is required for all visitors arriving from or travelling through endemic areas of Africa, South America and Papua New Guinea.

Air departure tax while leaving India is Rs.300/- per person for all destinations other than Nepal, Bangladesh, Sri Lanka and Pakistan for which it is Rs.150.

CULTURAL PROGRAMMES AND ACCOMPANYING PERSONS PROGRAMMES

Excellent cultural programmes depicting the rich cultural heritage of India in general and Karnataka in particular will be held. Exquisite Indian cuisine will be a memorable experience for all delegates.



Accompanying persons will have an insight into the culture of India by participating in tradition hand painting with "Henna", draping of Indian dresses such as the saree and Indian cookery.

'BHARATHANATYAM' is a world famous classical dance of South India. The technique and structure of Bharathanatyam is so comprehensive that the old and new themes, both are being danced effectively today.

Mridul Rajasekhar Burgi, daughter of Smt. Uma and Dr. Rajasekhar, a student of the Nupura School of Bharathanatyam, will perform exclusively for the Pan Commonwealth Veterinary Conference. She has been initiated into the art by guru Sri. U.S. Krishna Rao, being a part of the Nupura Troupe.

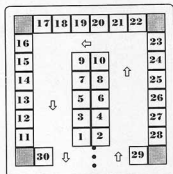
CURRENCY

Most foreign currencies and travellers cheques can be changed into Indian Rupees at the airport, hotels etc... Credit cards, such as Diner's Club, American Express, Visa and Master Cards are widely accepted in hotels, major shops and restaurants. Foreign delegates are required to pay their hotel bills in foreign currency. The exchange rate as on 1st August, 1997 is IUS\$ = Rs.36.00

TRADE EXHIBITION

A trade exhibition will be organised during the conference. The display profile includes exhibits by international and national agencies, including pharmaceutical, surgical and instrument manufacturing companies. Technological advances in health, breeding and nutrition, research and development will be exhibited. The exhibition provides an excellent opportunity for technology transfer and investment ventures.

A total of 30 stalls of 10 x 10 ft. each will be available. Cost for each stall is Rs. 30,000 or US \$1000 for 5 days which will include space for display and basic facilities of lighting and security.



Exhibition architects

Fabricana[®]
EXHIBITION SYSTEMS &
INTERIOR DECORATORS

For reservation of space contact

Organising Secretary

123, 7th 'B' Main Road, IV Block (West),
Jayanagar, Bangalore 560 011, India

Tel: 0091 80 646857; 6635210; 3410509.

Fax: 0091 80 6635210; 3410509

E-Mail: rahman.cva@sm4.sprintpg.ems.vsnl.net.in

Session-I I

Veterinary Education in Commonwealth Countries

Great Hall

0900-1100

PLENARY SESSION

- 11.1 Commonwealth Assessment - **Dr. Jerry Lucke (U.K.)**
 11.2 Australian view point - **Prof. John McC Howell (Australia)**
 11.3 Situation in India - **Dr. C.M.Singh (India)**
 11.4 An African view point. - **Dr. Peter Msolla (Tanzania)**

1100-1130

Refreshments

Session-I I

Veterinary Education
Contd..

Great Hall

Session - I 2

Poultry Production, Health
and Feed Technology

Mezz-I

1130-1300

ORAL PRESENTATIONS

- | | | |
|---|--|-----------------------|
| <p>11.5 Problems in Bangladesh
- Dr.S. Islam (Bangladesh)</p> <p>11.6 What has South Africa to offer?
- Dr. G. Bath (S.Africa)</p> <p>11.7 Development of Veterinary Education in India
- Dr. V. Gnanaprakasam (India)</p> <p>11.8 Human - Pet bond: the benefits of pet ownership
- Dr. Josephine Wills (UK)</p> | <p>12.1 Small scale poultry production
- Ms. Anuradha Desai (India)</p> <p>12.2 Disease status of poultry in India
- Dr. Iqbaluddin (India)</p> <p>12.3 Vaccination control of new castle disease in village chickens.
- Prof. P. Spradbrow (Australia)</p> <p>12.4 Hydropericardium syndrome in Poultry.
- Dr. R.N. Srinivasgowda (India)</p> <p>12.5 Emerging viral diseases in poultry.
- Dr. K.C. Varma (India)</p> | <p>Poster Session</p> |
|---|--|-----------------------|

1300-1400

Lunch

**Veterinary Education
Workshop**

**Session - 12
Poultry Production, Health
and Feed Technology Contd...**

**Session - 13
Extension Training/
Distance Learning**

Great Hall

Mezz-I

Mezz-II

1400-1600

ORAL PRESENTATIONS

11.9 Introduction to new
approaches
- **Dr. Henry Collins**
(Australia)

12.6 Poultry feed industry in
India - Future scenario
- **Dr. S.L. Anaokar**
(India)

12.7 An integrated approach to
poultry production and
marketing
- **Dr. M. Chandrashekar**
(India)

12.8 Importance of proteins
and amino acids in poultry
nutrition
- **Dr. K. Srinivasan**
(India)

12.9 Bio-technological approach
to counteract mycotoxins
in poultry feeds
- **Dr. G. Devegowda**
(India)

13.1 Extension training - Role
of women
- **Dr. A. L. Godwin**
(Sri Lanka)

13.2 Retraining after a career
break
- **Dr. Vanda Lucke (U.K.)**

13.3 Role of women in
extension
- **Dr. Jennifer A. Turton**
(Zimbabwe)

13.4 Continuing professional
development
- **Prof. Lord Soulsby**
(U.K.)

13.5 Veterinary extension in
India
- **Dr. P.C. Das (India)**

13.6 Training para-professionals
----- ?

13.7 Distance learning - - ?

1600-1630

Refreshments

1630-1800

12.10 Open Papers

13.8 Open Papers

Panel discussion

Panel discussion

1800-2000

Cultural Programme and Dinner

0700 - 1600

Visit to village co-operative society, Milk collection centre and mobile veterinary units. Lunch at village. Sheep breeding programme in village. Return to Bangalore. Free evening.

Session - 14

CVA/OIE Symposium on Control of Foot and Mouth Disease and Rinderpest

Great Hall

0900-1100

- 14.1 Operation Rinderpest zero
- **Dr. W.P. Taylor (U.K)**
- 14.2 Current scenario and control strategies for Rinderpest in India
- **Dr. A.K. Mukhopadhyaya (India)**
- 14.3 Strategies for monitoring and surveillance of Rinderpest in India
- **Dr. M.Rajashekar (India)**
- 14.4 Open Papers

1100-1130

Refreshments

1130-1300

Great Hall

- 14.5 OIE activities with Foot and Mouth Disease
- **Dr. D. R. Richard (OIE)**
- 14.6 Epidemiology of Foot and Mouth Disease in India
- **Dr.Venkatramanan (India)**
- 14.7 Problems of control of Foot and Mouth Disease in India
- **Dr. V. A. Srinivasan (India)**

Panel Discussion

1300-1400

Lunch

Session - 15

CVA/WHO Symposium on Control of Rabies in Developing Countries

Great Hall

1400-1600

- 15.1 Rabies prevention in developed countries
- **Dr. F.X. Meslin**
(WHO, Switzerland)
- 15.2 Recent advances in Rabies vaccination
- **Dr. H. Koprowski**
(USA)
- 15.3 Immunisation against Rabies
- **Dr. H. Tsiang** (France)
- 15.4 Rabies control in developing countries
- **Dr. H. Wilde**
(Thailand)
- 15.5 Epizootology of Rabies in USA
- **Dr. C. Rupprecht**
(USA)
- 15.6 Pathology of Rabies in animals
- **Dr. S.K. Vijayasarithi**
(India)
- 15.7 Human Rabies control in India
- **Dr. M.K. Sudarshan**
(India)

1600-1630

Refreshments

1630-1800

Panel Discussion

2000

Dinner

Second Pan Commonwealth Veterinary Conference

22nd - 27th February, 1998, Bangalore, INDIA

Scientific Programme

SUNDAY 22ND FEBRUARY, 1998 REGISTRATION AND OPENING CEREMONY

0830 - 1700 Registration

1700 - 1900 Opening Ceremony

MONDAY 23RD FEBRUARY, 1998 SCIENTIFIC SESSIONS

Session - I Women in Rural/Agricultural Development

Great Hall

0900-1100

PLENARY SESSION

- 1.1 Key note address - **Dr. (Ms.) A. Patel (India)**
- 1.2 Rural sociology - **Dr. Alexandra Stephens (New Zealand)**
- 1.3 Women in rural development - **Dr. (Mrs.) Herath (Sri Lanka)**
- 1.4 Role of women in rural development - **Dr. A. E. Pereka (Tanzania)**

1100-1130

Refreshments

**Session - 2
Animal Production - I**

**Session - 3
Animal Production - II**

**Session - 4
Veterinary Public Health**

Great Hall

Mezz-1

Mezz-2

1130-1300

ORAL PRESENTATIONS

- | | | |
|---|--|---|
| <p>2.1 Livestock production at village level
- Dr. C. Krishna Rao (India)</p> <p>2.2 Infertility problems in village herds
- Dr. M.R. Jainudeen (Malaysia)</p> <p>2.3 Establishment of a beef cattle industry in the wet tropics of Papua New Guinea
- Dr. B.A. Jephcott (Papua New Guinea)</p> <p>2.4 Buffalo production in India
- Dr. P. N. Bhat (India)</p> | <p>3.1 Veterinary perspectives of the Caribbean in the 21st century
- Dr. V. M. Mohabir (Trinidad & Tobago)</p> <p>3.2 Embryo transfer
- Dr. J. Daniel (Australia)</p> <p>3.3 Indigenous germplasm conservation
- Dr. M.L. Madan (India)</p> <p>3.4 Frozen semen technology — Future scenario
- Dr. P.A Sarma (India)</p> <p>3.5 Open papers</p> | <p>4.1 Role of veterinarian in public health
- Prof. Lord Soulsby (UK)</p> <p>4.2 Companion animals and public health
- Dr. K.M.A. Koch (India)</p> <p>4.3 Public health and the veterinarian
- Dr. C. Natarajan (India)</p> |
|---|--|---|

1300-1400

Lunch

Session - 2
Animal Production - I
Contd..

Session - 5
Draft Animal Power

Session - 4
Veterinary Public Health
Contd...

Mezz-I

1400-1600

- 2.5 Milk production at village level - **Dr. Chennagowda (India)**
- 2.6 Village milk production from goats - **Dr. B.U. Khan (India)**
- 2.7 Vet Aid Buffalo project in India - **Dr. S. Ramachandran (U.K)**
- 2.8 The effect of nutrition growth rates and season on reproductive performance of female *Bos indicus* in the wet tropics. - **Dr. S. B. Jephcott (Papua New Guinea)**

ORAL PRESENTATIONS

- 5.1 Transport animals - **Dr. Paul Starkey (UK)**
- 5.2 Draft animal power - **Prof. S. S. Ramaswamy (India)**
- 5.3 Working camels - **Dr. N.D. Khanna (India)**
- 5.4 Working elephants - **Dr. K.C. Panicker (India)**
- 5.5 Welfare of Transport Animals - **Dr. Clive Woodham (UK)**
- 4.4 Meat production in India - **Dr. M.A. Haleem (India)**
- 4.5 Open Papers

1600-1630

Refreshments

Transport Animal Workshop

1630-1800

- 2.9 Animal production in Karnataka - **Dr.T. Ashwathnarayana (India)**
- 2.10 Dairy production in Pakistan - **Dr. Azam Kasi (Pakistan)**
- 2.11 Small ruminants in rural economies - **Dr. P. Nandagopal (India)**
- 2.12 Village pig production - **Dr. A.W. Subbaiah (India)**
- 2.13 Open Papers and Panel Discussion

- 5.6 **Prof. Paul Starkey (UK)**
- 5.7 Open Papers and Panel Discussion

Poster Presentation

1800-2000

Cultural Programme and Dinner

Session - 6

Companion Animal Nutrition (Sponsored by Ralston Purina, USA)

Great Hall

0900-1100

PLENARY SESSION

Opening Remarks - **Dr. David Babiak (USA)**

- 6.1 - Nutrition and clinical nutrition of dogs and cats - **Dr. Jane Armstrong, (USA)**
- 6.2 - Interpreting nutritional information on pet food labels - **Dr. Rodney Noel (USA)**
- 6.3 - Veterinary medical foods and related topics - **Dr. David Dzanis, (USA)**

1100-1130

Refreshments

Session - 7 Emerging and Re-emerging Diseases

Great Hall

1130-1300

PLENARY SESSION

- 7.1 Research focus in the Commonwealth - **Dr. Duncan Brown (UK)**
- 7.2 BSE - **Dr. J. Scudamore (UK)**
- 7.3 Tuberculosis - Still a problem - **Dr. Leigh Corner (New Zealand)**
- 7.4 Open Papers Sponsored by Commonwealth Serum Laboratories, Australia

1300-1400

Lunch

**Session - 8
Disease Control**

**Session - 9
Companion Animal
Medicine**

**Session - 10
Role of Alternative Medicine
in Veterinary Practice**

Great Hall

Mezz-1

Mezz-1

1400-1600

ORAL PRESENTATIONS

- | | | |
|---|---|---|
| <ul style="list-style-type: none"> 8.1 Disease control in South Africa - Dr. M.E. Mogajane (S. Africa) 8.2 Tuberculosis and paratuberculosis, diagnostic procedures - Dr. Paul Wood (Australia)
Sponsored by Commonwealth Serum Laboratories, Australia | <ul style="list-style-type: none"> 9.1 Myths and misconceptions of pet food labelling - Dr. Avi Deshmukh (USA) 9.2 Transition of veterinary practice from state to private function in Tanzania - Dr. T.S. Kavishe (Tanzania) | <ul style="list-style-type: none"> 10.1 Modern methods in formulation and evaluation of herbal medicine - Dr. V. Velan (India) 10.2 Therapeutic efficacy of herbs and shrubs - Dr. Mohan Saxena (India) 10.3 Research in Indian medicine - Dr. S.K. Mitra (India) |
|---|---|---|

- 8.3 Control of Johnes disease
- **Dr. David Kennedy**
(Australia)
Sponsored by Commonwealth Serum Laboratories, Australia
- 8.4 Epidemiology of parasitic diseases in India
- **Dr. D.K. Singh** (India)
- 8.5 Epidemiological strategies for control of livestock diseases in India
- **Dr. M. Rajashekar** (India)
- 9.3 Surgical problems in small animals
- **Dr. Roger Clarke** (Australia)
- 9.4 Business aspects of private practice
- **Dr. Ross Ainslie** (Canada)
- 9.5 Open Papers
- 10.4 Open papers

1600-1630

Refreshments

Session - 8
Disease Control
Contd...

Great Hall

1630-1800

ORAL PRESENTATIONS

- 8.6 Genetics of disease resistance
- **Dr. Alan Teale**
(ILRAD Kenya)
- 8.7 Parasitic otitis
- **Dr. Peter Msolla**
(Tanzania)
- 8.8 Control of livestock diseases in India
- **Dr. Lal Krishna** (India)
- 8.9 Biotechnology in animal health
- **V. D. Padmanaban** (India)
- 8.10 Open Papers

Poster Session

1800-2000

Cultural Programme and Dinner

Second Pan Commonwealth Veterinary Conference

22nd - 27th, February, 1998, Bangalore, India

ABSTRACT SUBMISSION FORM

Please send completed form before October 31st, 1997 to:

Organising Secretary,
Second Pan Commonwealth Veterinary Conference
123, 7th B Main Road, 4th Block West, Jayanagar,
Bangalore - 560 011, INDIA

For office use only

Asst ID No

Date received

Reg. No.

1. ABSTRACT TITLE

.....

.....

2. ABSTRACT CATEGORY:

Oral

Poster

Video

3. Have you registered
for the Conference

Yes

No

4. Details of author submitting the Abstract:

a) Name Dr/Mr/Ms
(Capital letters) (Family Name) (First Name) (Middle Name)

b) Mailing Address

.....

Place: Pin code Country

c) Telephone No Telex

Fax E-mail

Date of Submission Signature

Second Pan Commonwealth Veterinary Conference

22nd - 27th, February, 1998, Bangalore, India

Please send Abstract to:

Organising Secretary,

Second Pan Commonwealth Veterinary Conference

123, 7th B Main Road, 4th Block West, Jayanagar, Bangalore - 11, INDIA

ABSTRACT

Author's Name : Designate with an asterisk (*) the person who will be the presenter.

Abstract must be no longer than here

IMPORTANT INFORMATION

Speakers

Speakers should ensure that they are familiar with the room location before the start of their session. Audio-visual requirements are provided in each venue as per the requirements nominated by each speaker at the time of completion of the "Speaker Profile" form. Any changes to these requirements must be notified to the "Speaker Coordinator" the day before the presentation is due. The speaker preparation room will be located on the ground level of the auditorium adjacent to the business centre. A chairperson has been allocated to each session and a list of these will be available in the conference satchel. Please make contact with your chairperson prior to your presentation. For assistance on any matter relating to your presentation please contact the "Speaker Coordinator".


Chairpersons

Please meet all the speakers in your session prior to the session and confirm that they are happy with all arrangements. Please introduce the speaker, giving short, relevant details of his or her background that will be of interest to the audience. Agree beforehand who will receive the audience questions and whether they are to be asked during or after the presentation. It is essential that the speaker does not go overtime and you should advise the speaker prior to his presentation how you plan to indicate remaining time. At the conclusion of the speakers presentation please lead the audience in thanking the speaker. In the event of any problems prior to or during the session please contact the "Speaker Coordinator".

OUR SPONSORS



RALSTON PURINA
PET PRODUCTS




Our Conference Hotels

LE Meridien

The International Businessman's Hotel, 28, Sankey Road, Bangalore - 560 052, India.
Tel: 080 2262233, Cable: 'NACHARIEV',
Fax: Intl: (0091-80) 2267676/2262050,
E-mail: lems@gisibg01.vst.net.in

Le Meridien, Bangalore is situated on Sankey Road, A 20 minute drive from the airport. It is in close proximity to the city's shopping and business centres. Overlooking the golf course, Le Meridien, Bangalore offers a panoramic view of the Garden city.



Hotel Gateway

66 Residency Road, Bangalore - 560 025.
Tel: 5584545,
TeleFax: 000-5584030,
Telex: 8452567 LUX IN,
Cable: GATEWAY

Located within walking distance of M.G. Road and Brigade Road. The Gateway combines the high standards of professionalism business demands with ease and comfort that makes staying here a complete pleasure. Great value for money.



St. Marks Hotel

E. Rajaja Group of Hotels, 4/1, St. Mark's Road, Bangalore - 560 001.
Tel: 2279090.
Fax: 2275780

Situated in the business and shopping district of Bangalore, off Mahatma Gandhi Road, the hotel is 8 kms. from the railway station and 12 kms. from the airport.



Hotel Atria

No. 1, Palace Road, Bangalore - 560 001.
Tel: 2205205.
Telex: 0045-2540 ATRI III
Fax: (0091-80) 2254850.

Situated 20 minute from airport and five minute from the M.G. Road. Atria provides banquet facilities. It has 163 rooms. Staying here is a unique experience.



Central Park

PO BOX 4271, 47 Dickenson Road, Bangalore - 560 042.
Tel: 5584242.
Fax: (080) 5587609, 5588594

Central Park is located off M.G. Road, at the very heart of the Bangalore's financial district. Well equipped, affordable and friendly. Allowing you to do business in the American way - quickly, efficiently and with a touch of fineness. It has 130 rooms.



Ramanashree Comforts

14, Raja Ram Mohan Roy Road, Bangalore - 560 001, India. Grams: RANCOMFIN,
Tel: 080-2235250, 2225152.
Fax: 2275700, Telex: 0045-1073 CRRB IN

Situated 20 minute from airport and 10 minute from the city centre. This hotel has 63 Double Rooms, 3 Suites & 1 Deluxe Suite with Banquet Facilities. Other facilities: Doctor on call, Postal service, Safe deposit lockers, Travel counse., Laundry, Money exchange, Curio shop, Credit cards, etc..



Session-16Equine Breeding and
Quarantine**Session-17**Animal Welfare and
Wildlife Medicine**Great Hall**

0900-1130

- 16.1 Equine breeding in India
- **Dr. John Weld (India)**
- 16.2 Thermoregulation of
working horses
- **Dr. David Hodgson
(Australia)**
- 16.3 Physiology of working
equines
- **Prof. Reuben J. Rose
(Australia)**

ORAL PRESENTATIONS

- 17.1 Animal welfare and ethics,
veterinary bioethics & envi-
ronmental perspectives
- **Dr.M.Fox (USA)**
- 17.2 Role of welfare societies
- **Dr.Jennifer Butt (UK)**
- 17.3 Welfare in the wild -
tigers in India
- **Dr.U.Karanth
(India)**
- 17.4 Wildlife conservation
- **Dr. John Cooper (UK)**

1100-1130

Refreshments

1130-1300

- 16.4 Equine infectious anaemia
- **Dr. P.K. Uppal (India)**
- 16.5 Equine quarantine
- **Dr. Alan Guthrie
(S. Africa)**
- 16.6 Equine research in India
- **Dr. M.P.Yadav (India)**
- 16.7 Open papers

Panel Discussion

1300-1400

Lunch

1400

Free time

1. CANCELLATION POLICY

(only Written requests will be entertained)

The cancellation charges are as per the following policy. All refunds related to the cancellation will be made after the end of the conference. No refund will be made for cancellation after 31st December, 1997.

Refund for Cancellation received before 31st December, 1997

Registration Fee 75%

2. DISCLAIMER

Whilst every attempt will be made to ensure that all aspects of the Conference mentioned in the second announcement letter and other documents of PCWAE will be adhered to, the organisers reserve the right to make such changes as may be necessary.

3. INSURANCE

Delegates are advised to take adequate personal insurance cover against illness, accidents, loss of baggage and personal belongings etc. The organisers will not be liable for any loss to the delegates arising out of the above-mentioned, and/or any such other damages or claims.

4. FORCE MAJEURE

The obligations of CVA and their agents shall be suspended to the extent that performance of such obligations is delayed or prevented in whole or in part by any force majeure circumstances (which shall be construed in the widest possible sense), including but not limited to war, earthquake, strike, lockout, riots, sabotage, civil disturbance, terrorism, acts of God, any government or statutory rules or regulations, any Court Order, or any other acts beyond the control of the organisers.

ABSTRACT SPECIMEN

The abstract should be typed on a Computer using 12 pts Helvetica font with the title and name and address of presenter as shown in the specimen abstract form.

Further observations on the primary and anamnestic humoral responses to *Dichelobacter nodosus* in sheep in relation to the diagnosis of footrot

R.J. WHITTINGTON*

Elizabeth Macarthur Agricultural Institute,
NSW Agriculture, Woodbridge Road,
Menangle NSW 2568, Australia.

An anamnestic serological test for ovine footrot was evaluated. Footrot-free lambs were infected with *Dichelobacter nodosus* and treated four, six or eight weeks later. There were strong linear correlations between the severity of the lesions and both the primary response and the anamnestic response evoked by the subcutaneous injection of an antigen from *D. nodosus* 16 weeks after the treatment of the lambs; the latter correlation was stronger than the correlations reported elsewhere in mature sheep. Similar anamnestic responses were elicited six and 12 months after the treatment of mature sheep. Similar anamnestic responses were elicited 6 and 12 months after the treatment of mature sheep which had severe lesions. Natural anamnestic responses were demonstrable in sheep which had had recurrent clinical episodes of virulent footrot. The non-specific humoral responses after the anamnestic challenge of footrot-free sheep increased with age and did not depend on the dose of the antigen between 10 and 200 ug. Using the pooled data from sheep of all ages and a positive-negative cut-off which was selected to obtain a sensitivity of 75 per cent, the specificity of the anamnestic test was 90 per cent, similar to that reported for the primary response when it was used to diagnose footrot. The anamnestic test can be applied to determine the presence and severity of footrot in young sheep.

Second Pan Commonwealth Veterinary Conference

22nd - 27th, February, 1998, Bangalore, India

HOTEL RESERVATION FORM

Note:

1. A separate **HOTEL RESERVATION FORM** must be used by each delegate.
2. All payment should be made by **PAY ORDER/DEMAND DRAFT/BANKER'S CHEQUE ONLY.**
3. Please print or type in the blanks/boxes.
4. Please attach your **BUSINESS CARD, if possible.**

Prof. Dr. Mr. Ms. Organisation _____

Type of work: Practitioner Govt. Research Public Health University
Industry

NAME:
Last First Middle

MAILING ADDRESS:

COUNTRY: PIN:

TELEPHONE NO. _____ FAX NO. _____

ACCOMPANYING PERSONS:

(Mr./Mrs./Ms) _____

(Mr./Mrs./Ms) _____

01 HOTEL RESERVATION DETAILS : (Please refer the list and tariff of the hotels over leaf).

Please TICK every night you require accomodation:

FRIDAY SATURDAY SUNDAY MONDAY TUESDAY WEDNESDAY THURSDAY FRIDAY SATURDAY
 20th 21st 22nd 23rd 24th 25th 26th 27th 28th

Please state the number of room(s) required:

Hotel of your preference Tick if required Nos. Tick if required Nos. COST
(In order of preference)

1. DOUBLE ROOM SINGLE ROOM Rs.

2. DOUBLE ROOM SINGLE ROOM Rs.

3. DOUBLE ROOM SINGLE ROOM Rs.

Please take the highest cost of options for sending advance money **TOTAL 01 Rs. _____

NOTE: 1. Normal check in/check out time is 12:00 noon.

2. Hotel charges are on room only basis.

3. One night room tariff is required with this form as ROOM ADVANCE to hold the room on CONFIRMED BASIS. Send this amount by 31st October 1997 and balance by 31st December 1997.

02 ARRIVAL & DEPARTURE DETAILS

Arrival by Flight No. _____ Date _____ Time _____ Arrival From _____

Departure by Flight No. _____ Date _____ Time _____ Departure To _____

Please mark accordingly if airport transfer is required:

Arrival Transfer: Required Not required

Departure Transfer: Required Not required

Transfer Cost:

CAR
 NON-AC

Rs. 410.00

COACH-SEAT

Rs. 50.00

**TOTAL 02: Rs. _____

PAYMENT CALCULATIONS

Please calculate the GRAND TOTAL by adding up all the components.

HOTEL DEPOSIT TOTAL 01 Rs. = _____

AIRPORT TRANSFER DEPOSIT TOTAL 02 Rs. = _____

GRAND TOTAL Rs. = _____

For Office Use only

Regn. No. _____

Draft No. _____

Bank _____

Amount Rs. _____

Sp. catg. _____

PAYMENT DETAILS

I enclose the A/C Payee Draft/Pay Order/Banker's Cheque No. _____

dated ____/____/____ drawn on _____ (Mention the Document No.)

_____ in favour of _____ (Name of the BANK)

Organising Secretary Second Pan Commonwealth Veterinary Conference

IMPORTANT: All draft/pay order/banker's cheques should be drawn in favour of Organising Secretary, Second Pan Commonwealth Veterinary Conference, and should be payable at Bangalore.

CANCELLATION POLICY (Only written request will be entertained) Cancellation charges as per the following policy. All refunds related to the cancellation will be made after the end of the conference

Refund Amount

Cancellation received before 31st October 1997

Cancellation received before 31st Dec. 1997..

1. Hotel Deposit (Non refundable but transferable)

2. Airport Transfer Deposit 90%

75%

Note: There will be no refund for cancellation after 31st December '97

DETAILS OF CONFERENCE HOTELS IN BANGALORE.

Name of the Hotel	Phone Numbers	Single Room (US \$.)	Double Room (US \$.)
ASHOK	2269462	110	120
CENTRAL PARK	5584242	55	70
WINDSOR MANOR	2269898	145	160
THE OBEROI	5585858	225	255
GATEWAY HOTEL	5584545	80	95
HARSHA	2865566	40	46
LE MERIDIEN	2262233	125	140
ATRIA	2227059	50	56
RAMANASHREE COMFORTS	2227059	42	50
ST. MARKS	2279090	55	65
TAJ RESIDENCY	5584444	125	140
WEST END	2255055	195	215
RAMA	2273381	35	38

The above rates are as on 1st August 1997. TAXES ARE EXTRA. Any increase after October 1997 and upto the conference will be charged extra.

All hotels are within a radius of 7 kms. from the conference venue. Free transport will be provided from the hotels to the conference centre and back everyday.

POST CONFERENCE TOURS


A number of post conference tours have been planned to suit all delegates.

Golden Triangle of North: (3 nights and 4 days); Delhi-Agra-Jaipur; world famous Taj Mahal and Fort; visit Jaipur the Pink City and the famous palaces and forts; Delhi and its surroundings.

US \$900 includes accomodation, breakfast, dinner, transfers and sightseeing. Airfare from Bangalore to Delhi and onwards to Bombay or Madras.

Golden Triangle of Karnataka: (2 nights and 3 days); Bangalore - Hassan - Mysore - Bangalore. Visit to Shravanabelagola the 57 feet monolithic statue of Lord Gomateshwara; Belur and Halebeedu temple, sculptures of Hoysala period 981 AD. Mysore - the Maharaja's palace and Brindavan dam and gardens; Palace and Fort of Tippu sultan, Ranganathittu bird sanctuary and back.

US \$250 includes accomodation,



In addition sight seeing of Bangalore and Mysore is included in the Registration fee.

breakfast, dinner, transfers and transport by air-conditioned coach.

3. **Beach Holiday Goa:** (4 nights and 5 days); Bangalore-Goa-Bombay. Visit to Basilica of Bom Jesus, Donna Palya, Temples and golden beaches of Goa. Bombay Visit to Ellora Ajanta caves depicting the frescos of life of Buddha.

US \$600 includes 3 nights accomodation, all taxes and all meals, halfday sightseeing, to and fro airport transfers and airfare from Bangalore to Goa and onwards from Goa to Bombay or Madras.

* The fares are as on 31-12-1996 and subject to change during February 1998.



HOYSALA
TOURS & TRAVELS PVT LTD

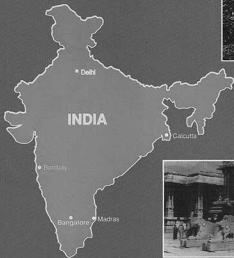

Official Conference Tour Operators

Hoysala Tours and Travels Pvt. Ltd. has been recognised as the official travel agency for the conference.

No. 30, 7th 'B' Main Road, 4th Block West, Jayanagar,
Bangalore-560 011

Phone: 91-80-646286, 6643346 (R) 6614541,

Fax: 91-80-6651471, 6631565.



All enquiries should be addressed to

Organising Secretary

Second Pan Commonwealth Veterinary Conference
Intervet Tours and Conventions
123, 7th 'B' Main Road, IV Block (West),
Jayanagar, Bangalore 560 011, India
Tel: 0091 80 646857; 663 5210; 333 0509.
Fax: 0091 80 663 5210; 333 0509
E-Mail: rahman.cva@sm4.sprintprg.ems.vsnl.net.in

OUR PRINCIPAL SPONSORS



RALSTON PURINA
PET PRODUCTS

Bayer



75
YEARS

BAYER RESEARCH INTO
ANIMAL HEALTH

LOCAL SPONSOR



VETCARE®



*Dr. B. Touray, Past President CVA
delivering his address at the opening
ceremony*

Scientific Session in progress



*CVA Councillor at the CVA
Regional meeting*

Caribbean Veterinary Medical Association. A new General Council was elected with Dr. Mark Trotman as President. Guyana was selected as the site for the 21st Congress to be held in 1998.

The Congress ended with a Gala Banquet at the

Diva Southwinds hotel complete with a sumptuous Caribbean buffet and live entertainment. A variety of gifts and prizes were handed out, including several from the Jamaica Veterinary Association to the host country, Barbados and two beautiful batiks from West Africa, presented by Dr. Touray on behalf of the Commonwealth Veterinary Association.

First Open House

Centre for Animal and Plant Health, Charlottetown, November 16th, 1996

The public's first opportunity to tour the Centre for Animal and Plant Health in Charlottetown attracted about 700 people, many of them families, during an afternoon Open House at the facility on November 16th. A morning reception and tour for invited guests and staff was attended by more than 80 people.

Reaction to the Open House was overwhelmingly positive. As groups of about 10 were led by staff guides through the building, making their way from the state-of-art disposal systems to the various types of labs, the superlative "amazing" was overheard often. Many seemed surprised by how much work was going on at the Centre. "This Open House is a great idea," one woman said to another. "I've passed this building for two and a half years and I had no idea that there is so much being done here.

Despite some grumbling in the past about the size and expense of the building, people are clearly impressed with the facility. One engineer from Saint John, New Brunswick came to Charlottetown just for the Open House and an opportunity to tour the lab. Another man wanted to know how much the building cost and whistled when told that it was about \$24 million. But he quickly added, "Don't get me wrong. I think we need a lab like this and it's certainly a feather in Charlottetown's cap to have it here.

Staff in the labs and at various work sites were very effective in describing their work in easy-to-understand terms and connecting it to the farm community and the economy. If someone in the groups didn't appear to understand an explanation, the staff members would re-explain with different comparisons and analogies. At the end of the tour, one had a good sense not only of the work done at the centre, but also why the work is important.

Staff also used the tours to point out the safety features at each work site, from small things like having the electrical conduit lifted away from the wall to prevent bacteria settling behind it to the sophisticated air lock systems. People generally appeared to be very impressed. "This really is a safe lab," a photographer from

Charlottetown Guardian said after a tour with centre director Bert Stevenson.

Parents I talked to appreciated the opportunity to expose their children to science and to have them see a modern lab. The Open House earlier in the day at the Atlantic Veterinary College and a number of families simply cross the parking lot between the two buildings to continue the tour at the Centre for Animal and Plant Health. A staff member heard later that a friend's daughter, a Grade 12 student in Summerside, had decided to switch her studies to science as a result of touring the facility and meeting staff.

The Open House was preceded in the morning with a reception and tour for about 40 invited guests, including industry leaders and representatives of the academic and science communities and the federal and provincial governments. Opening remarks were made by Centre Director Bert Stevenson, MP Wayne Easter, provincial agriculture deputy minister Rory Francis and building designer Larry Jones.

Easter told the audience, including staff, that the Centre is not being undermined by the accreditation of private labs to carry out some work that had traditionally been done by federal labs. In fact, he said, the Centre is playing a key role in ensuring that Canada maintains its international reputation for quality through sinister disease control.

Francis spoke warmly of the close and positive working relationship between the federal and provincial governments when it comes to the knowledge based sector in PEI. He called the Centre an important part of the "critical mass" of scientific ability on the Island on which PEI will build its future.

If the Open House was a success from a public point of view, it was also an internal success story, as well. He said preparation for the Open House pulled the staff together in a way that they had not been able to do before.

Visitors at the "Open House"



Second Pan Commonwealth Veterinary Conference

February 22nd - 27th, 1998, Bangalore, India.

Theme:

"Animal Health And Production In Rural Areas - The Essential Role Of Women at All Levels."

Bangalore

"GARDEN CITY OF INDIA"
invites you for a week long
Veterinary Experience

- ♦ **Scientific Conference - International Speakers**
- ♦ **Rural India Experience**
- ♦ **Historical Sight Seeing Tours**
- ♦ **Taste The True Indian Cuisine**
- ♦ **Programme For Spouses**

Registration US \$200 for delegates — Indian delegates Rs. 2,000
US \$150 for accompanying persons. — Rs. 1,500
(inclusive of Lunch & Tea).

Speakers from all over the world include:

New Zealand and Australia - Drs. Leigh Corner, Alexandra Stephans, Roger Clarke, Gardner Murray, Ralph Slaughter, Jiliella Daniel, David Kennedy, Paul Wood and Henry Collins, Profs. Reuben Rose P. Spradbrow and John Howell, Sri Lanka - Drs. Herath, Godwin, Malaysia - Prof. M.R. Jainudeen, Papua New Guinea - Drs. B.A. Jephcott and S.B. Jephcott, Trinidad & Tobago - Dr. V.M. Mohabir, UK - Profs. Lord Soulsby, John Cooper, Duncan Brown, S. Ramachandran, Paul Starkey, Clive Woodham, J. Scudamore, Jerry Lucke, Drs. Vanda Lucke, Josephine Wills, W.P. Taylor, Ms. Jennifer Butt, South Africa - Prof. G. Bath and Drs. Mogajane and Allan Guthrie, Tanzania - Prof. P. Msolla and Drs. Pareka and Kavishu, Germany - Drs. K.M.A. Koch, W.Schmidt and H. Rodder, Pakistan - Dr. Azam Kasi, Bangladesh - Dr. S. Islam, Kenya - Dr. Alan Teale, USA - Drs. David Babiak, Jane Armstrong, Rodney Noel, Avi Deshmukh, M. Fox and Profs. David Dzanis, H. Koprowski and C. Rupprecht. Canada - Dr. Ross Ainslie, Zimbabwe - Dr. Jennifer Turton, France - Dr. H. Tsiang, Thailand - Dr. H. Wilde, Japan - Prof. Suzuki, OIE - Prof. D. R. Richard, WHO - Dr. F.X. Meslin.

In addition

Eminent Indian Scientists will participate in the conference:

Five day conference to include seventeen sessions covering:

- | | |
|-----------------------------|---|
| Animal Production | - Cattle, Buffalo, Sheep, Goat, Pigs, Equine, Camel, Elephant, Ostrich, Transport and Draft Animals, Embryo Transfer. |
| Animal Health | - Domestic and Companion Animals including Surgery, Emerging and Reemerging Diseases, Animal Nutrition, Health and Control of Diseases, Vaccine Production. |
| Veterinary Education | - Reciprocity in Commonwealth, Assessment, Extension Training, Continuing Education and Distance Learning. |

A Technical Exhibition has been planned.

A separate Discover India tour programme has been arranged with a visit to historic places of interest such as Taj Mahal, Agra Fort, Pink City Jaipur, Beaches of Goa and the century old temples of South India.

For further details contact:

Organising Secretary
123, 7th "B" Main Road, IV Block (West),
Jayanagar, Bangalore-560 011, India.
Tel: 0091 80 646857; 6635210; 3410509
Fax: 0091 80 6635210; 3410509
E-Mail: rehan@giasbga.vsnl.net.in

It was evident as staff talked in groups at the end of the day that they were proud of what had been accomplished and pleased by the reaction they had received from the public.

I represented Communications Branch on the organizing committee and was responsible for drafting Wayne Easter's speech, notifying media and advertisement.

To publicize the event, ads were run in the Charlottetown Guardian, the Summerside Journal-Pioneer and the La Voix Acadienne. A media notice sent out before the event also prompted calls from the CBC radio, French and English, who ran pieces to promote the Open House.

The best publicity, however came from a remote done at the Centre the night before the Open House by the CBC weatherman "Boomer" Gallant during the supper newscast. Gallant did a number of weather segments from the Centre with Director Stevenson. It was the same publicity strategy used at the St. John's Research Centre Open House, where a quarter of those attending had said that they had heard from the spots done at the research centre by St. John's CBC weatherman Carl Wells. Gallant's

appearance was arranged by biologist Toni - Lynn Dehaan and Open House organiser Sue Murray.

Exhibits were prepared and staffed to explain the Centre's dual role - Centre of Expertise for Retroviruses of Animals and Centre of Expertise for Regulated Potato Diseases - and to highlight the construction features of the building. An overall pamphlet on the Centre for Animal and Plant Health and more specific pamphlets on the centres of expertise were also produced and available to the public.

I took photographs and also video taped the Open house. An approximately 10 minute video tape of the Open House will be prepared and sent to Eric Mikkelborg in Communications Branch and Dr. Andre Gravel in Food Production and Inspection Branch. A copy will also be made for the Centre for Animal and Plant Health.

- Wayne Riley,
Communications Officer,
Atlantic Canada
Charlottetown
(902) 566 - 7314

'Super' Cherry tree

A Cherry tree programme devised by the Horticultural Research International (HRI), Kent is set to produce the first genetically improved 'supertree'.

The work is funded by Britain's Ministry of Agriculture, Fisheries and Food, which requires researchers to identify new, high - quality timber tree varieties for farm woodlands. These trees were micropropagated by HRI in August 1993, overwintered in an unheated greenhouse and planted out in March 1994 at two metre intervals. They grew to a height of 1.5 meters in their establishment year, a further 2 meters in the dry summer of 1995 and are now 3.8 meters tall.

The clone was originally produced as a rootstock for sweet cherry production. Growth to full potential as a timber tree, it shows light branching, good vigour and some resistance to bacterial canker. It appears to be the first cherry clone that could be acceptable as an

improved, farm woodland timber tree, and the HRI is conducting further commercial tests in independent nurseries.

Clonal stock can be expected to outperform the unselected seedlings currently on the market. They will not need to be so densely spaced as present planting policies recommended. The HRI has been involved in research with trees for many decades, mainly in support of the fruit industry. Its recent scientific experience in growing apple, pear, plum and especially cherry has also been applied to the improvement of planting materials and techniques for forest trees, in order to enhance the commercial value and sustainability of farm woodlands.

For more information, contact : Horticultural Research International, East Malling, Kent ME19 6BJ, United Kingdom. Tel: 1732 843833. Fax: 1732 849067

East, Central and Southern Africa

KENYA

KVA Report to CVA

The Kenya Veterinary Association has continued to have a very busy calendar over the last 8 months. The following major activities have taken place .

3rd CVA Workshop on Fertility Problems of Cattle in Africa

This Workshop was sponsored by the Commonwealth Veterinary Association and organised by the Kenya Veterinary Association. Prof. Jainudeen was the convenor. The commonwealth Workshop took place from 21st to 24th January 1997 at International Livestock Research Institute (ILRI).

The director of ILRI was the guest of honour at the opening ceremony, while Dr. W.O. Ogara, the Chairman of KVA who is also the CVA Councillor, represented the President of CVA, the CVA Regional representative Prof. Msolla. Dr. Ogara gave a key opening address, and officially opened the workshop.

The Workshop attendance was as follows :

Prof. M. Jainudeen	- Malaysia (Convenor)
Dr. Nadzri	- Malaysia
Dr. B.K. Mbabazi	- Uganda
Dr. R.M. Busayi	- Zimbabwe
Dr. R. T Kimaro	- Tanzania
Prof. Mutiga	- Kenya
Dr. C.A. Bwanga	- Kenya
Dr. W.O. Ogara	- Kenya
Dr. S. Munyua	- Kenya
Dr. G. Gachacha	- Kenya
Dr. A. Omoro	- Kenya
Dr. P. Ithondeka	- Kenya
Dr. B. Kenyanjui	- Kenya
Dr. L.W. Muthui	- Kenya
Dr. K.B. Darkwa (Ghana) and Dr. L.R. Mateyo (Malawi)	were invited but did not attend.

Peter Ouma, Mary Mwikali and Rebecca Agina provided support services.

Evaluation of KVAPS

The Kenya Veterinary Association Privatisation Scheme (KVAPS) has been reported before in this forum and many others . This is the European Economic Community sponsored scheme which is aimed at expanding privatisation of clinical veterinary services in Kenya.

The Scheme has been in operation for two years which constituted the pilot phase. This pilot phase had laid down objectives which , I believe, have been met.

More details of this will come in a presentation to be given at the Pan Commonwealth Veterinary Association meeting in Bangalore in India in February 1998.

The evaluation has been carried out by Dr. Jambi an independent consultant hired by the OAU IBAR. This aspect of the evaluation covered all aspects of the project since its inception.

Independent accounting firm Otieno Aboe and Company was hired to scrutinise the management of the projects fund over the two years period.

The results of the evaluation rated the project as successful. The recommendations of the report are being considered in developing the next phase of the project.

Southern and Eastern African Rabies Group (SEARG) Meeting

This is an international meeting on the epidemiology and control of rabies. The meeting was organised by Southern and Eastern African Rabies Group (SEARG)/ World Health Organisation (WHO) and KVA participated at the highest level. The meeting was held at the International Livestock Research Institute (ILRI) Nairobi, Kenya from 4th -6th March 1997. General topic areas covered as sessions included the following

1. Rabies occurrence and control in the region:

Country Reports.

2. Human Rabies :Opportunities for improved surveillance and control.

3. Rabies in humans and animals at the wildlife / domestic carnivore interface.

A special training on diagnosis and surveillance of rabies was held on Monday 3rd, 1997, prior to the official opening of the Workshop on Tuesday, March 4th, 1997.

Rhone Poulenc provided an excellent dinner to the participants at the carnivore restaurant on the closing day, Thursday 6th, March, 1997.

ANIVET' 97

Anivet 97 is Kenya's first International Exhibition and Conference on Animal Health Products and Services. The Exhibition took place at the Kenyatta International Conference Centre (KICC) from 2nd to 5th April 1997.

The exhibition was organised by the Kenya Veterinary Association with the logistical assistance of Network Business Promotion.

The theme of the Anivet'96 was : "To offer high quality inputs for the livestock industry to sustain growth and productivity."

Anivet exhibitors have been recruited from a good cross section of animal health care product manufacturing firms around the world and this covers all that is needed for the welfare of our animals ranging from livestock, pets and other animals important to man.

The following firms took part in the event :

Anicare Limited P.O.Box 4753, Nairobi, Kenya.

Assia Pharmaceuticals East Africa (Subsidiary of Teva Group) P.O.Box 30620, Nairobi, Kenya.

Cosmos Limited (Pharmaceutical Manufacturers) P.O.Box 41433, Nairobi, Kenya.

Howse & McGeorge Limited P.O.Box 72030, Nairobi, Kenya.

Kenya Veterinary Vaccine Production Institute P.O.Box 53260, Nairobi, Kenya.

Laboratory and Allied Limited P.O.Box 42875, Nairobi, Kenya.

Lancet Laboratories Limited P.O.Box 42354,

Nairobi, Kenya.

Lesuket Limited P.O.Box 40875 , Nairobi, Kenya.

Nairobi Enterprises Limited P.O.Box 43472 , Nairobi, Kenya.

Pharmacia & UpJohn Animal Health P.O.Box 246 Isando, S. Africa.

Rhone Poulenc (K) Limited P.O.Box 30438, Nairobi, Kenya.

Sanofi Animal Health E. Africa P.O.Box 13705 , Nairobi, Kenya.

Tetra Pak Limited P.O.Box 78340, Nairobi, Kenya.

Unga Feeds Limited P.O.Box 41788, Nairobi, Kenya.

Novelty of Anivet : Anivet is an unique event, the first of its kind in the region, where trainers, manufacturers of animal health and related products, the deliveries of veterinary health services (veterinarian) and his clients (the farmers) are brought together under one roof to clarify erstwhile cloudy issues to them.

KVA hopes to make this an annual event and we hope all the teething issues in the management of the event will be dealt with time.

KVA welcomes the participation of any international companies interested in this event and in future. Please contact Dr. W.O. Ogara (International PR person KVA) or Dr. I.G. Kahlu (Coordinator Anivet).

KVA Annual General Meeting and Scientific Conference 1997

The Annual General Meeting and Scientific Conference of Kenya Veterinary Association was held at the Sunset Hotel on the lake side town of Kisumu. The elegant 4 star hotel located at the Millimani residential area of Kisumu stands conspicuously in the labyrinth of buildings that constitute the WINAM town, the administrative centre of Nyanza Province. Kisumu is the major business link town of Kenya and the other great lake region countries (Tanzania, Uganda, Rwanda, Burundi on the Republic of Congo, The Corgo Brazaville and the Pacific Ocean through that remote web.

For 4 nights and three days (22nd - 26th April 1997), the Hotel was abounding with the word "Veterinary", while the Veterinary profession took centre stage as the veterinarians acquainted themselves with the notion: "The Veterinary Fraternity" much in vogue today as the KVA driving theme as the only sure way of guiding the profession

into the year 2000 and beyond. For more details on Veterinary Fraternity in Kenya please refer to the Chairman's Address at the AGM.

Activities of the event started with a successful KVA Council meeting which was held on Tuesday night (22nd April, 1997) from 8.00 pm, to 10.00 pm in the conference secretariat set in the hotel. The council is composed of representatives of each of the existing KVA branches and CVA Councillor and is chaired by the senior vice chairman. The council is superior to the executive committee and acts as an arbitrator and policy organ.

The 23rd and 24th was a heavy day for KVA which started with certain key addresses from 8.00 am, the opening ceremony at 11.00 am and the AGM in the afternoon running from 2.30 pm to 6.00 pm ending with the election of the new office bearers.

The following were elected into office at the AGM :

Chairman	
& CVA Councillor	- Dr. W.O. Ogara
S. Vice Chairman	- Dr. I.G. Kahiu
J. Vice Chairman	- Dr. J. Mandieka
Secretary	- Dr. M.A. Ihiga
Treasurer	- Dr. G. Gachacha
Committee Members	- Dr. D.P. Kariuki
	- Dr. J.J. Oduor
	- Dr. K. Shamsudhin

Over 150 participants registered for the Scientific Conference while there were 63 abstracts and requests for presentations. These papers could not fit in the time available. A total of 42 papers were presented and 21 have been deferred to be presented at a special scientific meeting to be organised within the next two months to give chance to those enthusiasts. This gives an indication of the current level of enthusiasm in KVA and level of activities of the organisation.

15th Tanzania Veterinary Association Scientific Conference 2 - 4 December, 1997

The Tanzania Veterinary Association will hold its 15th Annual Scientific Conference at the Arusha International Conference Centre from 2nd to 4th December, 1997.

The Theme of the Conference is "The Role of the Veterinary Profession in the Conservation of the Natural Resources". The Conference will bring together Veterinarians, Animal Scientists, Livestock Economists, Rural Sociologists, Extension and Research Workers from within East Africa and within and outside the SADC region and from abroad. Papers are invited and abstracts should be submitted to the Hon. Secretary before 30th September, 1997.

The Hon. Secretary, Tanzania Veterinary Association,
P.O.Box 3174, Morogoro, Tanzania. Fax : 255 51 3177
email : Rodent@Tlwa.com

CVA Study Program In Bangalore - India

Thanks to the continued efforts of the CVA, last year's study program was awarded to vets in Mauritius. Potential candidates were earmarked to follow an intensive course in "Latest techniques in veterinary surgery" - a field that required an update. Necessary arrangements were made by Dr. S.A. Rahman to organise a training program at the Veterinary Faculty - University of Agricultural Sciences, Hebbal, Bangalore. The fund was utilised towards travel expenses and three bonafide members of the Mauritius Veterinary Association were selected to participate in this study program. Members chosen were Drs. Deenoo R, Jusrat D and Jaumally M.R.

The CVA Secretary, Dr. S.A. Rahman had also prepared a working time table for the three Mauritian vets and had established contacts with the various sections of the faculty for the smooth running of the training session.

We left Mauritius on January 9th, 1997 and stayed over in Bombay for a few days. During our short stay in Bombay, we had the chance to meet long lost friends of college days and made new acquaintances. Drs. Vishnupurikar V.N. and Karepatil H of the Deonar abattoir made all arrangements in Bombay, we had the chance to spend a day at the famous Deonar abattoir. They had also organised a welcome party.

We flew from Bombay and reached Bangalore on Monday January 13th, 1997. We had a preliminary meeting with Dr. S.A. Rahman and were introduced to the staff of the surgery department. Daily sessions were attended at the surgery ward and in no time we were allowed to practice under the supervision of Prof. Jayadevappa and his staff. It's worth mentioning that the Veterinary Faculty is well equipped both in terms of latest equipment and qualified personnel. The staff including the post graduate students were in every way cooperative and helpful in assisting during operations. The general atmosphere was very conducive and it was a real pleasure for the three of us to work and perfect the surgical techniques under the guidance of experienced professors. It was also a nice feeling to be at college after such a long time.

We attended to routine cases as well as to cases by appointment. During our stay, we had the chance to manipulate successful castrations, spaying, oesophagotomy, tumours and warts, amputations, eye and ear surgery, docking, bone pinning and hernias. A lecture on a new approach to 'veterinary anaesthesia' was also given to us by Prof. Demonstration classes were also held in cryosurgery, ultrasound scanning and radiology. During our stay in Bangalore we also assisted in a laparotomy operation in a cow and castration of a horse.

During the weekend, we enjoyed sightseeing of the garden city and went as far as Mysore and visited the famous Vrindavan Gardens.

The course ended on Friday 24th, January. We offered a tea party by way of appreciation to the surgery staff in the presence of the Director of Instruction. We left Bangalore for Bombay where we spent a few days before flying back to Mauritius.

We seize this opportunity to thank the CVA and Dr. S.A. Rahman for having made this study tour a successful one and wish similar activities of the CVA to continue for the general benefit and upliftment of the veterinary profession. Special thanks goes directly to the professors and post graduate students for having made our stay in Bangalore a memorable one.

- Jaumally M.R.

ZAMBIA

New Office Bearers Of Zambia Veterinary Association

The Veterinary Association of Zambia held its Annual General Meeting and Scientific Congress from 9th - 10th May 1997 at Samora Machel School of Veterinary Medicine, University of Zambia. The theme of this year's meeting was "The Impact of Veterinary Profession on the Animal Health and Production in Zambia". The congress was attended by more than 115 veterinarians coming from both private and public sectors of the whole country. The delegates were welcomed by Dr. D.C. Mimba the outgoing President. The congress was officially opened by the JICA representative Mr. Y. Ebata. The first day was devoted to the scientific session which included paper presentation on various topics of veterinary importance in the field of public health, epidemiology, medicine, surgery, diagnostics, wild life diseases and conservation including business plan for setting up a veterinary practice. The key note address was delivered by Dr. P.G. Sinyangwe, Director, Department of Veterinary and Tsetse Control Services, Ministry of Agriculture Food and Fisheries. In addition Prof. G.S. Pandey CVA Councillor presented a paper covering the aims, objectives, composition and contributions of the Commonwealth Veterinary Association. Members were also informed of the most important planned event of the Commonwealth Veterinary Association "Second Pan Commonwealth Veterinary Conference" scheduled to take place in Bangalore (India) from 22nd - 27th February 1998.

The second day was devoted exclusively to the AGM in which following have been elected as office bearers of the Veterinary Association of Zambia for the year 1997 - 1998.

President	- Dr. F.N. Mungaba
Vice President	- Dr. K. Samui
Secretary	- Dr. B. Mukunda

Vice Secretary	- Dr. S. Singh
Treasurer	- Dr. A. Songolo
Public Relation Officer	- Dr. C. Hankanga
Committee Members	- Dr. C. Nyleti
	- Dr. K. Bwakya
	- Dr. N. Machila
Regional Representatives	
Southern	- Dr. D. Minyoi
Northern	- Dr. D. Shamulenge
Western	- Dr. H. Chivawa
Eastern	- Dr. J. Sitali
CVA Councillor	- Prof. G.S. Pandey

ZIMBABWE

New Office Bearers Of Zimbabwe Veterinary Association

President	- Dr. Doug Bruce
Vice President	- Dr. George Gwaze
Hon. Treasurer	- Doesmatter Karenga
Practitioners Group Rep.	- Rissa Parker
Hon. Secretary	- George Geldart
Editor Burdizzo Newsletter	- Dave Hensman
Govt. Vet. Officers Rep.	- Nolisla Maphosa
WVA/ CVA Councillor	- Rodgers Busayi
Associate Secretary	- Brian Vickers

UGANDA

Primary Education For All

As well as providing much needed milk for children, the gift of a cow also enables many children to go to school. With no free schooling, millions of children miss out on vital education, so when surplus milk is sold the priority is nearly always to pay for school fees. Now the Government of Uganda has introduced Universal Primary Education (UPE). This means that primary school fees are paid by the government for up to four per household.

Not surprisingly the response has been massive, with the number of children attending primary school jumping from just over three million to over five million. All over the country new classrooms are frantically being built, often by parents.

There has also been a huge recruitment drive for 40,000 new teachers. Although criticised by some for its rapid introduction, the president has won widespread support for his brave step. So what, does this mean for Send-a-Cow farmers? Many families have more than four children, with some having large numbers due to the increase in orphans. One woman has lost four of her adult children and is now caring for 16 orphaned grand children. How do you send all those to school? Such women will now have a little more cash to get more children to school and to pay for uniforms, pens and books.

More Cash For AI

We were delighted to hear from Overseas Development Administration (now called Department for International Development - DFID) that a further grant of 18,000 pounds has been given to support the vital work of artificial insemination in Uganda.

This money will be used to strengthen farmer's groups to make AI sustainable in the local areas. Farmers will receive training in how to detect heat in their cows so that they know exactly when to call the inseminators trained by Send-a-Cow (if they miss the critical signs precious time is lost and disappointment follows!) The farmers will also learn more about how to raise the offspring of their cows using the zero grazing methods Send a Cow has developed over the years. The AI service is available to all farmers not only to those who have benefitted from a Send a Cow heifer.

Nakawesa's Blessing

Nakawesa lives in the Namirembe Diocese. Like many other women in Uganda she is a war widow and has to look after her eight children on her own. As soon as she heard about Send-a-Cow she applied for a cow, working hard to build a shelter, and grow enough grass to feed it. All her hard work paid off because in October 95 she received a heifer.

News of the new cow spread through-out her community and one of her relatives, who is also the Vice President, came to visit her and the new cow. She was so impressed with her good management that she gave her 200 layer chicks.

Most families give their cow a special name :Nakawesa named hers "Mukisa" meaning blessing. And it really was - as the 15 litres of milk daily was providing not only milk in abundance but also money for school fees and a poultry house to keep all her new chicks. The first heifer calf has been passed on to another farmer and she is due to calf again any time now.

Nakawesa is one of many Send-a-Cow farmers who have gone on to use their income from milk sales for other development activities.

Greater Autonomy For Uganda Office

For many years the Send-a-Cow office in Uganda has worked under the good auspices of the US organisation Heifer Project International (HPI).

We have learnt a great deal from HPI who have over 50 years experience in livestock development worldwide and who have been in Uganda since 1982. With the growth in Send-a-Cow operations the time has come for the Uganda office to operate more independently. We are now officially registered in Uganda as a Non Government Organisation (NGO) and can now operate as a fully autonomous body with our own offices, vehicles and staff. This should lead to greater efficiency. Contributions for the required furniture and equipment for our new Kampala office would be most welcome.

(Cheques not chairs!)

Rinderpest A Continuing Risk

Rinderpest has been confirmed in cattle near the Ngorongoro Crater and the neighbouring Serengeti National Park in Northern Tanzania. The disease was diagnosed in buffalo and kudu in the Nairobi National Park last October and is thought to have crossed into Tanzania in Maasai cattle herds undertaking usual migrations as a result of the severe drought. Spread of the disease occurred despite efforts by the Kenyan government, assisted by the Pan African Rinderpest Campaign (PARC) and the FAO, to form a barrier of vaccinated cattle along the Tanzanian border.

The disease has been expressed in the mild form, but history shows that this could change without warning into fully virulent rinderpest. Introduction of mild rinderpest into highly mobile population of pastoral cattle herds affected by drought and accumulations of cattle and wildlife at grazing and watering points recapitulates a situation which has occurred several times this century in Tanzania, generating major epidemics of rinderpest during which the disease evolved from the mild form to a highly virulent one - frank cattle plague - with devastating losses.

FAO is concerned that every effort should be made to contain and eliminate the latest outbreak by further vaccination of cattle herds south of Ngorongoro and Serengeti and that veterinary services in Kenya, Tanzania and neighbouring countries to the west and south should be vigilant for any signs of disease outbreak.

Vaccination costs at least US 50 cents per animal and there are approximately 10 million animals in the affected areas alone, so substantial financial and veterinary resources will have to be mobilized if the disease is to be isolated and eradicated once and for all.

Formation Of Communication And Development Institute

The Government of Netherlands has set up an International Institute for Communication and Development (IICD). The mandate of this new institute is to assist developing countries to keep abreast of developments in the field of Information and Communication Technologies (ICTs) that are currently taking place in the industrialized countries of the North.

The intention is that IICD will become a knowledge broker for governments, international organizations, research institutes, private sector and non-governmental organizations in the developed and developing countries. IICD is to set up an Internet knowledge point from which information can be obtained on ICT applications that can enhance socio-economic development in the South; a question and answer service for policy makers and practitioners seeking expert advice on ICT's, their potential uses in, and impacts on, development processes; and an ICT capacity building programme, in cooperation with existing international training institutes. IICD will also help developing countries to articulate their ICT requirements, will stimulate innovative ICT research and development programmes and will assist government to formulate ICT policies and strategies.

International Institute for Communication and Development, P.O. Box 11586, 2502 AN The Hague, The Netherlands. e-mail : information@iicd.org TEL: + 31 70 349 6155 Fax : + 31 70 349 6273

Congenital Eye Defects In Australian Beef Cattle

Dr. Ulrike Winter has defended her thesis "Congenital eye changes in Australian beef cattle" in the Veterinary University of Vienna. She studied the eyes of 396 cattle, of which 157 calves and 2 heifers were of 6 different breeds and the rest Hereford cattle of 4 months to 7 years of age.

About half of the Hereford calves had an atrophied lacrimal caruncle, which was always associated with pigmentation of the median corner of the eye. This was never seen in Murray Grey cattle. About 10% of the cattle had discoloration of the iris. Seven percent of the calves had an enlarged third eyelid

and about 4% suffered from cataracts. Other congenital defects included albinistic variations, retinal folds, anirids and multiple eye defects associated with head deformations (anophthalmus, microphthalmus, exophthalmus, enotthalmus and microcornea).

The author concludes that it would be wiser to breed beef cattle for fewer eye defects.

Winter U. Kongenitale Augenveränderungen bei Fleischrindern in Australien (eine Feldstudie). Wien Tierarzt Mschr 1996; 83 : 220

West Africa

Man - made or is it genes that count

This is a plea to all breeders of dogs, as well as to all judges of show dogs, to discriminate and disqualify any animals showing any abnormality. This surely would go a long way in relieving the problems encountered in various breeds today.

Selection based primarily on functional efficiency and not on whims and fancies is imperative. With working dogs it is easy - that animal must be able to perform the function for which it has been bred.

A German Shepherd dog with bad hips cannot move properly, so it should not even be registered. The same hold true for Labradors, Rottweilers and any other breeds prone to hip dysplasia.

Veterinarians are all too frequently presented with expensive, pedigree registered pups or young dogs which have clinical symptoms relating to an hereditary abnormality. Expensive treatment, and even surgery, may be required to allow the poor creature to live a 'normal' life.

What does one do? One breeder was overheard remarking angrily to a vet that the dog should be put down

as it was just as easy to breed another dog. The hapless victim was a six month old puppy which had finally bonded with and was totally loved by his family.

Another breeder when telephoned by a vet, totally denied the fault could happen to his dogs, even when presented with the evidence.

The ignorant backyard breeder if often to blame - money being the sole objective. But ; unfortunately, it is not always backyarders and puppy farmers who are responsible for breeding abnormalities. If they really have the interest and would like to satisfy the customers, then there are times when breeders need to be utterly ruthless. This means sterilising all stock that, as far as one knows, carries defective genes, as well as never selling or giving away defective animals. If the animal cannot be sterilised then rather put it down before it has crept its way into someone's heart.

Selection of dogs bred purely as pets is not easy, but there are criteria that can be used. Normal jaws, eyes, hindquarters, sound spines and longevity could all be used to give the owner a sound, happy and long - lived pet.

More Conquests For Morbilli

Epizootics caused by morbillivirus were not reported in aquatic mammals prior to 1987, when morbillivirus affected bottlenose dolphins stranded on the US Atlantic coast. Thereafter four more outbreaks have been observed in four species of aquatic mammals in three continents: Baikal seals of Lake Baikal, Russia in 1987, harbour seals in the waters of northwestern Europe in 1988, striped dolphins in the Mediterranean in the early 1990's, and blunosed dolphins along the southern Atlantic coast of the USA in 1993 to 1994.

The viruses in these outbreaks varied widely. The Baikal virus was closely related to distemper virus, whereas the North Sea virus was a newly recognised morbillivirus, with less similarities with distemper virus. In contrast, the Mediterranean dolphin virus was close to the peste des petis ruminant virus. The dolphin viruses tend to be more closely related to ruminant morbilliviruses and the seal viruses to canine distemper viruses.

In the most recent dolphin outbreak, 67 bottle neck dolphins were found stranded coast of Alabama, Mississippi and Texas. Morbillivirus infection was found in 35. Diagnosis was based on histologic lesions, presence of antigen and polymerase chain reaction. Histologic lesions included changes that are highly characteristic of morbillivirus disease. Several dolphins had acute necrotising pneumonia and/ or concomitant pulmonary aspergillosis. The reason for the emergence of morbillivirus epizootics in marine mammals is not known.

Lipscomb TP, Kennedy S, Moffett D et al. Morbillivirus epizootic in bottlenose dolphins of the Gulf of Mexico. *J. Vet Diagn Invest* 1996; 8 283 - 290.

U.K. Mediterranean

New BVA Councillor Acting UK Mediterranean Regional Representative to CVA

Professor John Cooper has been appointed as the acting UK Mediterranean Regional Representative to the Commonwealth Veterinary Association. He takes over from Ms. Laura Bowen.

Professor Cooper can be contacted via the British Veterinary Association.

Professor Cooper will be visiting Kenya, Uganda and Tanzania between 25th July and 31st August 1997. He will also be in Perth, Australia between 25th September and 6th October 1997 where he will be attending the Association of Avian Veterinarians Conference

BVA Congress 1997, 25th - 28th September

The British Veterinary Association looks forward to welcoming delegates to its Annual Congress to be held from 25th to 28th September 1997 at the Edinburgh International Conference Centre. The scientific and contentious programme will be complemented by a social programme that will make the most of this ancient Scottish capital. The President of CVA Dr. Bill Pryor will be representing CVA at the congress at the invitation of Dr. Karl Linklater, President of BVA.

For further information please contact

The Congress Secretary,

British Veterinary Association

7 Mansfield Street, London W1M0AT

Tel : + 44(0)171 636 6541

Fax : + 44 (0) 171 436 2970

Email : BVA@Netcomok.co.uk

It's what you learn after what you know it all,
that counts

- Harry S. Truman

International Ratite Conference England

An International conference was held at the University of Manchester, England. "Improving Our Understanding of Ratites in a Farming Environment" was an idea born to bring scientists from all over the world together in order to exchange ideas.

The aims of the conference were to improve the scientific understanding of ratites (ostriches, emus and rheas) in a farming environment. Research into ratites was described through means of oral papers and posters during the three day conference. Keynote speakers were invited to attend and contribute major papers. Other scientists and veterinarians specialising in ratite research submitted papers and all these papers were published in the proceedings that will become a reference text for the future.

Other scientists who were interested were encouraged to attend the meeting.

There were 116 delegates from 20 different countries at the conference. South Africa was represented by 16 participants. The papers presented by South African veterinarians Drs John Soley, Dave Allwright, Fritz Huchzemeyer, Gerhard Putter, Tony Shakespeare, Herman Groenewald and Peter Irons were of a very high standard and formed part of a major contribution to the success of the conference. The other South Africans were from other ostrich associated disciplines.

South Africa will host the next International Ratite Conference to be held in Oudtshoorn in 1998.

■ Inguinal and/ or scrotal herniation was diagnosed in 45 female and 16 male dogs at the Sydney University Veterinary Teaching Hospital over the period 1974 - 1993. The Chihuahua, Dachshund, Pekinese, Terrier, Cocker Spaniel, Pomeranian, Cavalier King Charles Spaniel, Maltese and Poodle breeds were all over represented when compared with the general hospital population. The mean bodyweight of females was significantly lighter than males. The mean age of both sexes was greater than seven years. The left side was more commonly affected than the right in females. The principal clinical sign was an inguinal mass or swelling, although gastrointestinal signs were also present in six dogs. Surgical repair was attempted in 36 female and 13 male dogs, and all recovered except one female.

Bellenger, C.R. (1996) *Aust. Vet. Practit.* 26 : 58.



Dogs behaving badly

There are more than half a million dogs in Denmark, one in almost every fourth household. A Danish study¹ cites surveys, according to which less than 7% of Danish owners feel their dogs have behavioural problems, while 87% of dog owners in the USA report problems of behaviour in their pets.

The same study set out to analyse the influence of breed, gender and age on the risk of developing problem behaviour. Nine problem categories were separation anxiety, lack of training (inability of the owner to control the dog), aggression towards dogs, owner or strangers, poorly controlled urination and defecation, general anxiety, phobias and problems with children. Of these, lack of training was most common (20%), followed by separation anxiety and aggression towards owners. A total of 2719 problems were recorded in 2238 dogs in a case control design, based on two services that were free for the owners. The program was devised to reduce the number of euthanasia done because of poor pet owner relation. Labrador Retrievers were chosen as the reference breed.

Of the 13 dog breeds studied, mixed breeds, Dachshunds and terriers (other than Fox Terriers) had few behavioural problems. Collies, Poodles and Fox Terriers had a tendency for anxiety. In addition, collies were aggressive towards strangers and had problems in controlling urination and defecation. German Shepherds had a relatively high risk of aggression towards strangers and other dogs, as well as general anxiety. Cocker Spaniels were noted for higher than average risk of aggression towards the owner and strangers and problems with urination and defecation.

Male dogs had a lower risk of general anxiety and higher risk of general anxiety and higher risk of problems related to aggression and lack of training than female dogs. Aggression towards the owner was reported in young dogs more often than other aggressive behaviours.

The authors conclude that different dog breeds have different behavioural problems, which reflect not only the breed characteristics but also the differences in the dog owner relationship. They caution against using these results to discredit breeds and recommend that the owners consider carefully if the dog breed matches their expectations and abilities.

A New Zealand study² chose a different, perhaps more objective, approach: 185 veterinary members of Companion Animal Society of the New Zealand Veterinary Association were asked to give their opinion regarding the aggression in 114 dog breeds and cross breeds. The questionnaire asked the veterinarians to classify the breeds in five categories in regard to their aggressiveness: never, rarely, sometimes, frequently or always aggressive.

The Rottweiler and the German Shepherd were considered clearly more aggressive than the rest. Other breeds perceived aggressive were Welsh Corgi, Akita, Chihuahua, Basenji, SharPei, Cocker Spaniel, Chow Chow and terrier and German Shepherd crosses. Toy breeds, Gundogs and hounds were well represented among the breeds considered more docile than the average. The mongrel was not listed in the survey.

1. Lund JD, Agger JF, Vestergaard KS. Reported behaviour problems in pet dogs in Denmark: age distribution and influence of breed and gender. *Prev. Vet Med* 1996; 28: 33-48.

2. Stafford KJ. Opinions of veterinarians regarding aggression in different breeds of dogs. *NZ Vet J* 1996; 44: 138-141.

Failure Of Rabies Prophylaxis

According to a US study, human beings are 5 to 10 times more likely to encounter a rabid domestic animal than a rabid wild animal. Whenever a person is exposed to rabies, the standard prophylaxis is highly effective. It consists of an immediate dose of human rabies immune globulin and a series of five doses of rabies vaccine given over one month period. In contrast, US public health authorities recommend that unvaccinated dogs and cats exposed to rabies be killed or kept in isolation for 6 months and vaccinated against rabies 1 month before release.

Texan researchers set out to investigate known postexposure rabies vaccination failures in a retrospective study of 1345 unvaccinated domestic animals. Of these more than 60% were dogs, 12% cats and 25% livestock, mostly cattle. Two prophylaxis regimes were used: one using an immediate vaccination, 6 months isolation and a booster, the other using vaccination, 90 days isolation and two boosters. Of the animals treated with these regimens 99.7% and 99.5% respectively did not get rabies. Five animals got rabies despite post exposure prophylaxis.

Clark KA, Wilson PJ. Post exposure rabies prophylaxis and preexposure rabies vaccination failure in domestic animals. *J. Am. Vet Med Association* 1996; 208: 1827-1830

Abstracts

■ A nine month western Grey Kangaroo was presented with anuria due to urethral obstruction by uroliths composed of ammonium acid urate. Macropod lower urinary tract disease is described rarely in the veterinary literature, and the aetiology, pathophysiology, and prevention of this disease are unknown. This case report aims to stimulate discussion among veterinarians and encourage further study of urolithiasis in macropods

Halsey T R (1996). *Aust. Vet. Practit.* 26 : 60

■ A five year old dog was presented with acute lethargy, dehydration and abdominal enlargement. Pre-operative peritonitis diagnosed after abdominal centesis and on clinical signs was shown at surgical exploration to be due to gastric perforation. The gastric perforation was associated with *Helicobacter sp.* induced gastritis, an association not previously reported in the canine. The dog was treated successfully with gastric resection, abdominal lavage, open abdominal drainage and amoxycillin, metronidazole and colloidal bismuth salicylate therapy.

Smith K.R. (1996) *Aust. Vet. Practit* 26 : 140

■ Enteral nutritional support of hospitalised animals is an important part of critical care therapy. This article aims to present current techniques related to enteral nutritional support and the indications for their use. Hypermetabolism, whereby the body becomes depleted of functional protein through increased protein catabolism, contributes to malnutrition. The primary goal of nutritional support is to prevent this loss of body protein. Effective case management requires a careful assessment of nutritional status and the selection of an appropriate diet and route of administration. Dietary history, physical examination and laboratory data are used to assess nutritional status. Diets are selected on a number of criteria, including the energy and nutrient requirements of the patient and the route of delivery. Home made diets, commercial pet foods, liquid enteral products or supplements may be used. Routes available for enteral feeding are forced oral feeding, orogastric intubation, naso oesophageal intubation, pharyngostomy tube feeding, oesophagostomy tube feeding, gastrostomy tube feeding and enterostomy tube feeding. Once nutritional support is initiated, the patient is carefully monitored and a gradual transition to more complex diets is made as the patient recovers.

Feldhahn, J. (1996). *Aust. Vet. Practit.* 26: 93

■ Atopy is a common pruritic dermatitis in dogs. Treatment options are glucocorticoids, antihistamines, fatty acids and immunotherapy. This study evaluates the long term success rates of immunotherapy in 146 dogs. Forty eight percent of the patients showed a good or excellent response to therapy. In 14 dogs, therapy was discontinued and the patients stayed in remission. Age of the disease onset or treatment onset or response to glucocorticoids did not influence treatment outcome. However, dogs with strong skin test reactions to pollens and dust mites showed a better response (57.6% and 44% respectively) than patients with strong reactions to insects or mould spores (29.6% and 12.5% respectively). When the intradermal skin test revealed only very subtle positive reactions, a response rate of 32% was seen.

Mueller, R.S & Bettenay, S.V. (1996) *Aust. Vet. Practit.* 26 : 128)

■ Imidacloprid, a chloronicotinyl nitroguanidine, was tested at the minimum therapeutic dosage of 10 mg per kg to remove and prevent *Ctenocephalides felis* infestations on dogs and cats. Twenty two dogs and 20 cats were artificially infested with fleas. Half of the dogs and half the cats were treated with 10% w/v topical formulation of imidacloprid in a single spot on the backline. The rest were kept as untreated controls. Flea counts were conducted 24 hours before and after treatment. The animals were then reinfested with fleas weekly for four weeks and flea counts conducted 24 hours after each infestation. In dogs, the mean percentage reduction in flea numbers compared to the untreated group was 100% at day 1 and week 1 and 99% at two weeks, 97.5% at 3 weeks, and 95.1% at four weeks. In cats, efficiency was 99.5% at day 1, 99.1% at week 1, 96.9% at two weeks, 95.1% at three and 95.7% at four weeks.

Hopkins et al (1996) *Aust. Vet Practit* 26: 150.

■ A study was undertaken to ascertain at what age apical closure of the teeth occurred in dogs. Apices are reported to close between 15 to 18 months of age. Results from this study show that the apex of the lower first molar is closed by seven months of age. The apices of the canines are closed by 10 months of age. The implications of this closure on treatment times for tooth fracture are discussed

Wilson, G.J. (1996) *Aust. Vet Practit* 26: 65

CALENDER

1997

The 7th International Theriological Congress will be held at Acapulco Mexico from **September 6th- 12th** .WAVV Symposium " Veterinarians in Conservation Biology " will be held on **September 8th, 1997**.

50th Anniversary of the Veterinary Association of Namibia and International Scientific Congress : **10th - 13th September** at Swakopmund Hotel and Entertainment Centre

World Equine Veterinary Association Congress **10th - 14th September** , PADOVA Italy.

Zimbabwe Veterinarian Association Congress **15th - 19th September** at Triangle Country Club, Triangle. Theme : "The opportunities , challenges and problems facing the veterinary profession in the 21st century " .

British Veterinary Association Congress : **25th - 28th September** , Edinburgh, Scotland.

24th ASAVA Annual Conference, **21st - 26th September** , Cable Beach Resort, Bromme, Australia.

Schweizerischer Tieraerztetag **3rd - 4th October**, Berne Switzerland

1998

Second Pan Commonwealth Veterinary Conference, **22nd - 28th February 1998, Bangalore, India**. Scientific programme will include 17 sessions covering Animal Health, Production and Education. Separate Symposia on Rabies, Control of Foot and Mouth and Rinderpest. For Details see text.

23rd WSAVA Congress, Buenos Aries, Argentina, October 1998. Details to be published later.

The WAVV plans to hold a joint meeting with the American Association of Zoo Veterinarians (AAZV) and the Canadian Association of Zoo and Wildlife Veterinarians (CAZVW) at the Holiday Convention Centre, Omaha, Nebraska from 16th - 22 nd October.

1999

WAVV will be holding a joint meeting with the European Section of the Wildlife Disease Association (EWDA) and the European Association of Zoo and Wildlife Veterinarians (EAZVW) at the World Veterinary Congress in Lyon , France from September 20th - 25th .

2000

25th WSAVW Congress, Amsterdam, The Netherlands, in conjunction with the Voorjaarsdagen of the Netherlands Association for Companion Animal Medicine. Details to be published later.

ADVERTISEMENT TARIFF

Full Page US \$ 400

Quarter Page US \$ 100

Half Page US \$ 200

Back Cover and Selected Pages US \$ 800

\$ 25 per column inch of classified advertisement. Colour Pages quotation on request

Annual Subscription for CVA is 12 Aust. \$ Life Subscription 300 Aust. \$

Subscriptions should be sent to President , CVA.



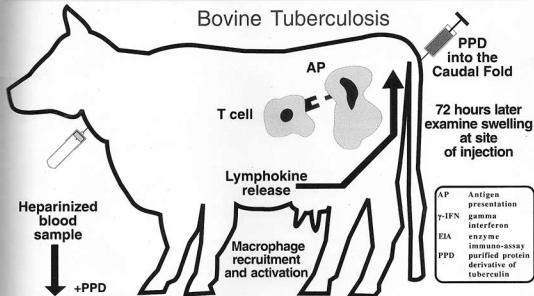
BOVIGAM™

Bovine γ Interferon Test Kit

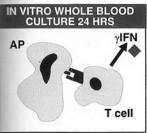
CSL
Veterinary

Diagnostic Assays

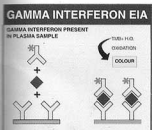
Bovine Tuberculosis



- AP Antigen presentation
- γ -IFN gamma interferon
- EIA enzyme immuno-assay derivative of tuberculin
- PPD purified protein derivative of tuberculin



↓ Plasma



For further information contact:
Product Manager Veterinary Diagnostics
CSL Veterinary
45 Poplar Road Parkville Victoria 3052 Australia
Fax: +61 3 93891646 Tel: +61 3 9389 1960
Or see our stand at the Second Pan Commonwealth Veterinary Conference 22ND - 27TH February, 1998 Bangalore, India



COMMONWEALTH VETERINARY ASSOCIATION

- Patron** : Sir Dawda Jawara,
Former President, Republic of The Gambia.
- President** : Dr. W.J. Pryor
Galwiji, Pryor's Road, Scotsburn,
RMBN 141, Victoria, Australia 3352
Tel : Off : (61 3) 53 413397, Fax : (61 3) 53 412273
Email : commvet@netconnect.com.au
- Secretary** : Dr. S. Abdul Rahman
123, 7th 'B' Main, IV Block (West) ,
Jayanagar, Bangalore 560 011 India.
Tel : (91 80) 6635210/646857 Fax : (91 80) 6635210
E mail : rahman.cva@sm4.sprintrpg.ems.vsnl.net.in
- Programme Director** : Dr. Bert Stevenson
93 Mount Edward Road,
Charlottetown, Prince Edward Island, Canada CIA 5T1
Tel : (1 902) 3680950 Fax : (1 902) 3680960
Email : stevensonr@em.agr.ca
- Immediate Past President** : Dr. B.N. Touray
C/o International Trypanotolerance Centre,
Private Mail Bag 14 Banjul, The Gambia (West Africa)
Tel : (220) Off : 462925/ 462228/ 462929/ 495752
Cable : ITC, Banjul The Gambia Telex - 2301, GV Fax : 462924

Regional Representatives

ASIA	<p>Dr. A.A. Ramzee 7/2nd Floor, Farid Plaza, 65, Shadman Market, Lahore 54000 Pakistan Tel : (92 42) 583 4609 Fax : (92 42) 586 9606</p>	<p>EAST/ CENTRAL/ SOUTHERN ,AFRICA</p>	<p>Prof Peter Msolla Deputy Vice Chancellor Sokraime University of Agriculture, P.O. Box No. 3000, Morogoro, Tanzania. Tel: (255 56) 3236/4652 @ 4911 Fax: (255 56) 4088/4388</p>
AUSTRALASIA	<p>Dr. Derek V. Timbs 15 Brookview Court, Hamilton New Zealand Tel : Off : (64 7) 8385838 After hrs. (64 7) 8559132 Fax : (64 7) 8385785</p>	<p>WEST AFRICA</p>	<p>Dr. E.B.M. Koney, P.O. Box A- 24, La, Accra, Ghana (West Africa) Tel : (233 21) 775377(W) Fax : (233 21) 668245/ (00233) 21 224672</p>
CANADA CARIBBEAN	<p>Dr. V. Mohabir Blue Cross Hospital 141, Eastern Main Road St. Augustine Trinidad email : jif1806@carib-link.net</p>	<p>U.K. MEDITERRANEAN</p>	<p>Prof. John Cooper C/o. British Veterinary Association, 7, Mansfield Street, London W1M 0AT, England Tel : (44 1628) 829880 (W) (44 1628) 38581 (H) Fax : (44 71) 637 0620 (BVA) (44 1628) 829789 (W)</p>

Dr. S. Abdul Rahman
Editor

COMMONWEALTH VETERINARY ASSOCIATION NEWS

123, 7th 'B' Main Road, IV Block (West), Jayanagar, Bangalore 560 011 INDIA.
Tel : (91 80) 6635210/ 646857 Fax : (91 80) 6635210 Email : rahman.cva@sm4.sprintrpg.ems.vsnl.net.in